


Name: \_\_\_\_\_


# First Grade E-Learning Choice Board Day 1

Directions:

1. Students should spend at least one hour completing the e-learning activities. If your child easily completes an activity, have them choose another activity in that column.
2. On each e-learning day, have an adult initial each box that you have completed. Turn all completed work into your teacher when you return to school.

Must Do				
PE (See attached)		Read for 10 minutes		
Choose at least one activity from each column.				
Math	Reading	Phonics	Writing	Other
Addition Practice Sheet  *Challenge on back side	Listen to a story on Storyline <a href="http://www.storylineonline.net">www.storylineonline.net</a>  Retell your story to someone at home	Read and illustrate The Fox and the Red Hen passage. Underline 10 short vowel words and read them again.	Write an All About Book about your family	Play a family game
Snowball Fact Families  *Challenge on back side	Read to self or a stuffed animal for 15 minutes. Write/Draw the characters and the setting	Write three sentences using your word work skill for this week	Write 3 sentences on a topic of your choice	Do a household chore
Count from any number worksheet	Complete 1-2 language arts skills on IXL from these skills: N1 N2 N3 N4	Read the phonics review words list	Write about what you did on your snow day. Use at least 3 sentences	Explore the virtual music classroom on Seesaw (check Music Folder)
Laker Pride				
I was responsible for completing my snow day tasks				

IXL Login information: <https://www.ixl.com/signin/maes>  
 Username example: jamciver@maes Password: student initials (jm)



Thank you,

First Grade Teachers

McKenzie Newton    Jana McIver    Mary Johnsrud    Halle Johnsrud

Physical Education Workout from Home


**Kindergarten, 1st, and 2nd Grade E - Learning Day**

**PE Student Workout:** Do every exercise in each box. When you finish all of them you are done with your workout.

(Frequency)	(Frequency)	(Time)	(Type)
<b>10 Jumping Jacks</b> 	<b>5 Push-ups</b> 	<b>10 Squats</b> 	<b>Run in Place for 20 seconds</b> 
<b>5 Sit-Ups</b> 	<b>Stand on 1 leg for 20 seconds</b> 	<b>10 Arm circles</b> 	<b>10 Second Rest</b> 
<b>6 Burpees</b> 	<b>10 Mountain Climbers</b> 	<b>10 Body Twists</b> 	<b>Run in Place for 20 seconds</b> 

Name: \_\_\_\_\_

Date: \_\_\_\_\_



\_\_\_\_\_

\_\_\_\_\_

\_\_\_\_\_

\_\_\_\_\_

\_\_\_\_\_

## Unit 3 • Word Flue

Unit 3 Week 1 Student Card	
1	trick
2	frog
3	drop
4	grill
5	flat
6	clip
7	slot
8	plum
9	tug
10	rub
11	up
12	us
13	fell
14	bed
15	mess
16	vet
17	dot
18	log
19	toss
20	sob
21	bit
22	slip
23	fins
24	rim

Name: \_\_\_\_\_

## Basic Addition

$$\begin{array}{r} 2 \\ +1 \\ \hline \end{array}$$

$$\begin{array}{r} 5 \\ +1 \\ \hline \end{array}$$

$$\begin{array}{r} 7 \\ +0 \\ \hline \end{array}$$

$$\begin{array}{r} 2 \\ +0 \\ \hline \end{array}$$

$$\begin{array}{r} 2 \\ +4 \\ \hline \end{array}$$

$$\begin{array}{r} 7 \\ +2 \\ \hline \end{array}$$

$$\begin{array}{r} 9 \\ +2 \\ \hline \end{array}$$

$$\begin{array}{r} 6 \\ +3 \\ \hline \end{array}$$

$$\begin{array}{r} 9 \\ +3 \\ \hline \end{array}$$

$$\begin{array}{r} 9 \\ +1 \\ \hline \end{array}$$

$$\begin{array}{r} 4 \\ +4 \\ \hline \end{array}$$

$$\begin{array}{r} 8 \\ +1 \\ \hline \end{array}$$

$$\begin{array}{r} 3 \\ +1 \\ \hline \end{array}$$

$$\begin{array}{r} 6 \\ +2 \\ \hline \end{array}$$

$$\begin{array}{r} 4 \\ +0 \\ \hline \end{array}$$

$$\begin{array}{r} 6 \\ +1 \\ \hline \end{array}$$

$$\begin{array}{r} 6 \\ +4 \\ \hline \end{array}$$

$$\begin{array}{r} 3 \\ +4 \\ \hline \end{array}$$

$$\begin{array}{r} 7 \\ +4 \\ \hline \end{array}$$

$$\begin{array}{r} 6 \\ +0 \\ \hline \end{array}$$

$$\begin{array}{r} 2 \\ +3 \\ \hline \end{array}$$

$$\begin{array}{r} 4 \\ +3 \\ \hline \end{array}$$

$$\begin{array}{r} 5 \\ +0 \\ \hline \end{array}$$

$$\begin{array}{r} 3 \\ +0 \\ \hline \end{array}$$

$$\begin{array}{r} 5 \\ +2 \\ \hline \end{array}$$

$$\begin{array}{r} 5 \\ +3 \\ \hline \end{array}$$

$$\begin{array}{r} 8 \\ +4 \\ \hline \end{array}$$

$$\begin{array}{r} 7 \\ +1 \\ \hline \end{array}$$

$$\begin{array}{r} 2 \\ +2 \\ \hline \end{array}$$

$$\begin{array}{r} 9 \\ +4 \\ \hline \end{array}$$

$$\begin{array}{r} 7 \\ +3 \\ \hline \end{array}$$

$$\begin{array}{r} 9 \\ +0 \\ \hline \end{array}$$

$$\begin{array}{r} 5 \\ +4 \\ \hline \end{array}$$

$$\begin{array}{r} 3 \\ +3 \\ \hline \end{array}$$

$$\begin{array}{r} 4 \\ +1 \\ \hline \end{array}$$

$$\begin{array}{r} 8 \\ +3 \\ \hline \end{array}$$

$$\begin{array}{r} 4 \\ +2 \\ \hline \end{array}$$

$$\begin{array}{r} 8 \\ +0 \\ \hline \end{array}$$

$$\begin{array}{r} 8 \\ +2 \\ \hline \end{array}$$

$$\begin{array}{r} 3 \\ +2 \\ \hline \end{array}$$

$$\begin{array}{r} 3 \\ +2 \\ \hline \end{array}$$

$$\begin{array}{r} 5 \\ +0 \\ \hline \end{array}$$

$$\begin{array}{r} 7 \\ +1 \\ \hline \end{array}$$

$$\begin{array}{r} 6 \\ +2 \\ \hline \end{array}$$

$$\begin{array}{r} 9 \\ +2 \\ \hline \end{array}$$

$$\begin{array}{r} 4 \\ +1 \\ \hline \end{array}$$

$$\begin{array}{r} 9 \\ +1 \\ \hline \end{array}$$

$$\begin{array}{r} 7 \\ +0 \\ \hline \end{array}$$

$$\begin{array}{r} 2 \\ +2 \\ \hline \end{array}$$

$$\begin{array}{r} 8 \\ +4 \\ \hline \end{array}$$

Time: \_\_\_\_\_ minutes      Score: \_\_\_\_\_ out of 50

Name: \_\_\_\_\_

# CHALLENGE!

## Basic Addition

$$\begin{array}{r} 2 \\ + 7 \\ \hline \end{array}$$

$$\begin{array}{r} 7 \\ + 0 \\ \hline \end{array}$$

$$\begin{array}{r} 2 \\ + 8 \\ \hline \end{array}$$

$$\begin{array}{r} 4 \\ + 9 \\ \hline \end{array}$$

$$\begin{array}{r} 9 \\ + 7 \\ \hline \end{array}$$

$$\begin{array}{r} 8 \\ + 4 \\ \hline \end{array}$$

$$\begin{array}{r} 9 \\ + 3 \\ \hline \end{array}$$

$$\begin{array}{r} 3 \\ + 2 \\ \hline \end{array}$$

$$\begin{array}{r} 8 \\ + 6 \\ \hline \end{array}$$

$$\begin{array}{r} 2 \\ + 4 \\ \hline \end{array}$$

$$\begin{array}{r} 8 \\ + 1 \\ \hline \end{array}$$

$$\begin{array}{r} 7 \\ + 8 \\ \hline \end{array}$$

$$\begin{array}{r} 7 \\ + 2 \\ \hline \end{array}$$

$$\begin{array}{r} 8 \\ + 7 \\ \hline \end{array}$$

$$\begin{array}{r} 6 \\ + 0 \\ \hline \end{array}$$

$$\begin{array}{r} 6 \\ + 7 \\ \hline \end{array}$$

$$\begin{array}{r} 6 \\ + 9 \\ \hline \end{array}$$

$$\begin{array}{r} 3 \\ + 4 \\ \hline \end{array}$$

$$\begin{array}{r} 5 \\ + 9 \\ \hline \end{array}$$

$$\begin{array}{r} 5 \\ + 2 \\ \hline \end{array}$$

$$\begin{array}{r} 9 \\ + 0 \\ \hline \end{array}$$

$$\begin{array}{r} 6 \\ + 1 \\ \hline \end{array}$$

$$\begin{array}{r} 9 \\ + 4 \\ \hline \end{array}$$

$$\begin{array}{r} 3 \\ + 0 \\ \hline \end{array}$$

$$\begin{array}{r} 3 \\ + 5 \\ \hline \end{array}$$

$$\begin{array}{r} 3 \\ + 1 \\ \hline \end{array}$$

$$\begin{array}{r} 2 \\ + 0 \\ \hline \end{array}$$

$$\begin{array}{r} 6 \\ + 2 \\ \hline \end{array}$$

$$\begin{array}{r} 5 \\ + 4 \\ \hline \end{array}$$

$$\begin{array}{r} 6 \\ + 4 \\ \hline \end{array}$$

$$\begin{array}{r} 3 \\ + 8 \\ \hline \end{array}$$

$$\begin{array}{r} 4 \\ + 0 \\ \hline \end{array}$$

$$\begin{array}{r} 3 \\ + 3 \\ \hline \end{array}$$

$$\begin{array}{r} 3 \\ + 6 \\ \hline \end{array}$$

$$\begin{array}{r} 9 \\ + 1 \\ \hline \end{array}$$

$$\begin{array}{r} 9 \\ + 6 \\ \hline \end{array}$$

$$\begin{array}{r} 7 \\ + 4 \\ \hline \end{array}$$

$$\begin{array}{r} 4 \\ + 7 \\ \hline \end{array}$$

$$\begin{array}{r} 5 \\ + 0 \\ \hline \end{array}$$

$$\begin{array}{r} 2 \\ + 9 \\ \hline \end{array}$$

$$\begin{array}{r} 7 \\ + 5 \\ \hline \end{array}$$

$$\begin{array}{r} 6 \\ + 8 \\ \hline \end{array}$$

$$\begin{array}{r} 5 \\ + 6 \\ \hline \end{array}$$

$$\begin{array}{r} 7 \\ + 7 \\ \hline \end{array}$$

$$\begin{array}{r} 8 \\ + 5 \\ \hline \end{array}$$

$$\begin{array}{r} 3 \\ + 7 \\ \hline \end{array}$$

$$\begin{array}{r} 8 \\ + 9 \\ \hline \end{array}$$

$$\begin{array}{r} 3 \\ + 9 \\ \hline \end{array}$$

$$\begin{array}{r} 8 \\ + 2 \\ \hline \end{array}$$

$$\begin{array}{r} 5 \\ + 3 \\ \hline \end{array}$$

Time: \_\_\_\_\_ minutes      Score: \_\_\_\_\_ out of 50

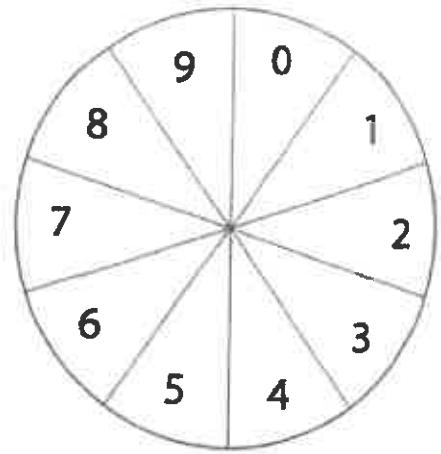
# Counting from any number

Spin to make a number (one-digit, two-digit, or more)

Write that number in the box.

Using a number chart for reference, fill in the blanks by counting forward and backward by ones from the number in the box.

You can also try skip counting by twos, fives, tens, or...?




23, 24, 25, 26, 27, 28, 29, 30, 31, 32, 33

<u>      </u>	<u>      </u>	<u>      </u>	<u>      </u>	<u>      </u>	<div style="border: 1px solid black; width: 30px; height: 30px; display: inline-block;"></div>	<u>      </u>	<u>      </u>	<u>      </u>	<u>      </u>	<u>      </u>
<u>      </u>	<u>      </u>	<u>      </u>	<u>      </u>	<u>      </u>	<div style="border: 1px solid black; width: 30px; height: 30px; display: inline-block;"></div>	<u>      </u>	<u>      </u>	<u>      </u>	<u>      </u>	<u>      </u>
<u>      </u>	<u>      </u>	<u>      </u>	<u>      </u>	<u>      </u>	<div style="border: 1px solid black; width: 30px; height: 30px; display: inline-block;"></div>	<u>      </u>	<u>      </u>	<u>      </u>	<u>      </u>	<u>      </u>
<u>      </u>	<u>      </u>	<u>      </u>	<u>      </u>	<u>      </u>	<div style="border: 1px solid black; width: 30px; height: 30px; display: inline-block;"></div>	<u>      </u>	<u>      </u>	<u>      </u>	<u>      </u>	<u>      </u>
<u>      </u>	<u>      </u>	<u>      </u>	<u>      </u>	<u>      </u>	<div style="border: 1px solid black; width: 30px; height: 30px; display: inline-block;"></div>	<u>      </u>	<u>      </u>	<u>      </u>	<u>      </u>	<u>      </u>
<u>      </u>	<u>      </u>	<u>      </u>	<u>      </u>	<u>      </u>	<div style="border: 1px solid black; width: 30px; height: 30px; display: inline-block;"></div>	<u>      </u>	<u>      </u>	<u>      </u>	<u>      </u>	<u>      </u>
<u>      </u>	<u>      </u>	<u>      </u>	<u>      </u>	<u>      </u>	<div style="border: 1px solid black; width: 30px; height: 30px; display: inline-block;"></div>	<u>      </u>	<u>      </u>	<u>      </u>	<u>      </u>	<u>      </u>
<u>      </u>	<u>      </u>	<u>      </u>	<u>      </u>	<u>      </u>	<div style="border: 1px solid black; width: 30px; height: 30px; display: inline-block;"></div>	<u>      </u>	<u>      </u>	<u>      </u>	<u>      </u>	<u>      </u>

# SNOWBALL FACT FAMILIES

Directions: Complete the snowball fact families. Write the addition and subtraction problems to match each family




$$\underline{\quad} + \underline{\quad} = \underline{\quad}$$

$$\underline{\quad} + \underline{\quad} = \underline{\quad}$$

$$\underline{\quad} - \underline{\quad} = \underline{\quad}$$

$$\underline{\quad} - \underline{\quad} = \underline{\quad}$$




$$\underline{\quad} + \underline{\quad} = \underline{\quad}$$

$$\underline{\quad} + \underline{\quad} = \underline{\quad}$$

$$\underline{\quad} - \underline{\quad} = \underline{\quad}$$

$$\underline{\quad} - \underline{\quad} = \underline{\quad}$$




$$\underline{\quad} + \underline{\quad} = \underline{\quad}$$

$$\underline{\quad} + \underline{\quad} = \underline{\quad}$$

$$\underline{\quad} - \underline{\quad} = \underline{\quad}$$

$$\underline{\quad} - \underline{\quad} = \underline{\quad}$$




$$\underline{\quad} + \underline{\quad} = \underline{\quad}$$

$$\underline{\quad} + \underline{\quad} = \underline{\quad}$$

$$\underline{\quad} - \underline{\quad} = \underline{\quad}$$

$$\underline{\quad} - \underline{\quad} = \underline{\quad}$$




$$\underline{\quad} + \underline{\quad} = \underline{\quad}$$

$$\underline{\quad} + \underline{\quad} = \underline{\quad}$$

$$\underline{\quad} - \underline{\quad} = \underline{\quad}$$

$$\underline{\quad} - \underline{\quad} = \underline{\quad}$$




$$\underline{\quad} + \underline{\quad} = \underline{\quad}$$

$$\underline{\quad} + \underline{\quad} = \underline{\quad}$$

$$\underline{\quad} - \underline{\quad} = \underline{\quad}$$

$$\underline{\quad} - \underline{\quad} = \underline{\quad}$$




$$\underline{\quad} + \underline{\quad} = \underline{\quad}$$

$$\underline{\quad} + \underline{\quad} = \underline{\quad}$$

$$\underline{\quad} - \underline{\quad} = \underline{\quad}$$

$$\underline{\quad} - \underline{\quad} = \underline{\quad}$$



$$\underline{\quad} + \underline{\quad} = \underline{\quad}$$


$$\underline{\quad} + \underline{\quad} = \underline{\quad}$$

$$\underline{\quad} - \underline{\quad} = \underline{\quad}$$

$$\underline{\quad} - \underline{\quad} = \underline{\quad}$$

# SNOWBALL FACT FAMILIES

Directions: Complete the snowball fact families. Write the addition and subtraction problems to match each family

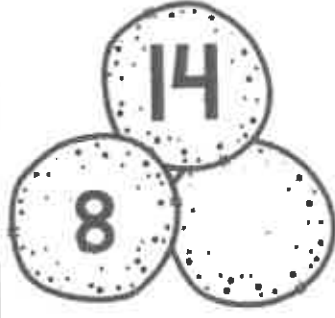


$$\underline{\quad} + \underline{\quad} = \underline{\quad}$$

$$\underline{\quad} + \underline{\quad} = \underline{\quad}$$

$$\underline{\quad} - \underline{\quad} = \underline{\quad}$$

$$\underline{\quad} - \underline{\quad} = \underline{\quad}$$




$$\underline{\quad} + \underline{\quad} = \underline{\quad}$$

$$\underline{\quad} + \underline{\quad} = \underline{\quad}$$

$$\underline{\quad} - \underline{\quad} = \underline{\quad}$$

$$\underline{\quad} - \underline{\quad} = \underline{\quad}$$




$$\underline{\quad} + \underline{\quad} = \underline{\quad}$$

$$\underline{\quad} + \underline{\quad} = \underline{\quad}$$

$$\underline{\quad} - \underline{\quad} = \underline{\quad}$$

$$\underline{\quad} - \underline{\quad} = \underline{\quad}$$




$$\underline{\quad} + \underline{\quad} = \underline{\quad}$$

$$\underline{\quad} + \underline{\quad} = \underline{\quad}$$

$$\underline{\quad} - \underline{\quad} = \underline{\quad}$$

$$\underline{\quad} - \underline{\quad} = \underline{\quad}$$

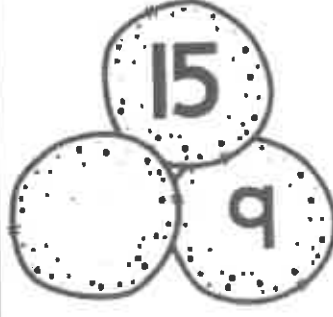


$$\underline{\quad} + \underline{\quad} = \underline{\quad}$$

$$\underline{\quad} + \underline{\quad} = \underline{\quad}$$

$$\underline{\quad} - \underline{\quad} = \underline{\quad}$$

$$\underline{\quad} - \underline{\quad} = \underline{\quad}$$




$$\underline{\quad} + \underline{\quad} = \underline{\quad}$$

$$\underline{\quad} + \underline{\quad} = \underline{\quad}$$

$$\underline{\quad} - \underline{\quad} = \underline{\quad}$$

$$\underline{\quad} - \underline{\quad} = \underline{\quad}$$




$$\underline{\quad} + \underline{\quad} = \underline{\quad}$$

$$\underline{\quad} + \underline{\quad} = \underline{\quad}$$

$$\underline{\quad} - \underline{\quad} = \underline{\quad}$$

$$\underline{\quad} - \underline{\quad} = \underline{\quad}$$



$$\underline{\quad} + \underline{\quad} = \underline{\quad}$$

$$\underline{\quad} + \underline{\quad} = \underline{\quad}$$

$$\underline{\quad} - \underline{\quad} = \underline{\quad}$$


$$\underline{\quad} - \underline{\quad} = \underline{\quad}$$

Name: \_\_\_\_\_

## First Grade E-Learning Choice Board Day 2

Directions:

1. Students should spend at least one hour completing the e-learning activities. If your child easily completes an activity, have them choose another activity in that column.
2. On each e-learning day, have an adult initial each box that you have completed. Turn all completed work into your teacher when you return to school.

<b>Must Do</b>				
<b>PE</b> (See attached)		<b>Read for 10 minutes</b>		
<b>Choose at least one activity from each column.</b>				
<b>Math</b>	<b>Reading</b>	<b>Phonics</b>	<b>Writing</b>	<b>Other</b>
Ordering Numbers to 100  *challenge on the back	Listen to a story on Storyline <a href="http://www.storylineonline.net">www.storylineonline.net</a>  Retell your story to someone at home	Read and illustrate A Trip to the Pond passage. Underline 5 initial or final blend words (trip, swim, sand) and read them again.	Write an All About Book about your family	Play a family game
Subtraction practice sheet  *challenge on the back	Read to self or a stuffed animal for 15 minutes. Write/Draw the characters and the setting	Write three sentences using your word work skill for this week	Write 3 sentences on a topic of your choice	Do a household chore
Pinch 'em and count 'em - money counting practice	Complete 1-2 language arts skills on IXL: F1, F4, F6, F7	Read the phonics review words list	Write a letter to a friend or classmate.	Explore the virtual music classroom on Seesaw (check Music Folder)
<b>Laker Pride</b>				
I was responsible for completing my snow day tasks				

IXL Login information: <https://www.ixl.com/signin/maes>  
 Username example: jamciver@maes Password: student initials (jm)



Thank you,


First Grade Teachers

McKenzie Newton    Jana McIver    Mary Johnsrud    Halle Johnsrud

Physical Education Workout from Home


**Kindergarten, 1st, and 2nd Grade E - Learning Day**

**PE Student Workout:** Do every exercise in each box. When you finish all of them you are done with your workout.

F (Frequency)	I (Intensity)	T (Time)	T (Type)
<b>10 Jumping Jacks</b> 	<b>5 Push-ups</b> 	<b>10 Squats</b> 	<b>Run in Place for 20 seconds</b> 
<b>5 Sit-Ups</b> 	<b>Stand on 1 leg for 20 seconds</b> 	<b>10 Arm circles</b> 	<b>10 Second Rest</b> 
<b>6 Burpees</b> 	<b>10 Mountain Climbers</b> 	<b>10 Body Twists</b> 	<b>Run in Place for 20 seconds</b> 

Name: \_\_\_\_\_

Date: \_\_\_\_\_



\_\_\_\_\_

\_\_\_\_\_

\_\_\_\_\_

\_\_\_\_\_


\_\_\_\_\_

Unit 4 Week 3  
Student Card

1	strap
2	splash
3	sprint
4	string
5	chin
6	rich
7	switch
8	chimp
9	shut
10	ring
11	crash
12	moth
13	hump
14	tent
15	skunk
16	vest
17	stop
18	snap
19	skin
20	snack
21	trick
22	frog
23	drop
24	grill

## Trip to the Pond

Illustrate the story here:



Tim and his six dogs are on a trip to the pond. The dogs do flips in the mud and spin in the sand.













Next, Tim and his six dogs jump in the pond for a swim. Tim said, "I see a disk." The dogs swim to get the disk.

Tim and his dogs are wet. Drip! Drip! Drip! "The trip to the pond was fun," said Tim. "Yip, Yip," said the six dogs.

Name \_\_\_\_\_













# ORDERING NUMBERS

Directions: Write the numbers in order from least to greatest

 <b>53 85 14</b> ____	 <b>25 76 38</b> ____
 <b>37 12 45</b> ____	 <b>79 97 19</b> ____
 <b>62 48 56</b> ____	 <b>20 82 64</b> ____
 <b>31 85 72</b> ____	 <b>49 53 28</b> ____
 <b>10 16 9</b> ____	 <b>36 90 61</b> ____
 <b>58 47 81</b> ____	 <b>17 79 35</b> ____

# ORDERING NUMBERS

Directions: Write the numbers in order from least to greatest

 <b>253 285 114</b> _____	 <b>125 376 138</b> _____
 <b>437 212 545</b> _____	 <b>279 297 219</b> _____
 <b>962 548 656</b> _____	 <b>420 382 264</b> _____
 <b>231 185 172</b> _____	 <b>349 653 428</b> _____
 <b>210 106 190</b> _____	 <b>436 590 561</b> _____
 <b>358 347 281</b> _____	 <b>517 879 735</b> _____

Name: \_\_\_\_\_

## Basic Subtraction

$$\begin{array}{r} 3 \\ - 3 \\ \hline \end{array}$$

$$\begin{array}{r} 10 \\ - 5 \\ \hline \end{array}$$

$$\begin{array}{r} 7 \\ - 3 \\ \hline \end{array}$$

$$\begin{array}{r} 7 \\ - 5 \\ \hline \end{array}$$

$$\begin{array}{r} 3 \\ - 2 \\ \hline \end{array}$$

$$\begin{array}{r} 5 \\ - 4 \\ \hline \end{array}$$

$$\begin{array}{r} 8 \\ - 3 \\ \hline \end{array}$$

$$\begin{array}{r} 2 \\ - 2 \\ \hline \end{array}$$

$$\begin{array}{r} 7 \\ - 4 \\ \hline \end{array}$$

$$\begin{array}{r} 8 \\ - 4 \\ \hline \end{array}$$

$$\begin{array}{r} 6 \\ - 3 \\ \hline \end{array}$$

$$\begin{array}{r} 5 \\ - 2 \\ \hline \end{array}$$

$$\begin{array}{r} 8 \\ - 5 \\ \hline \end{array}$$

$$\begin{array}{r} 6 \\ - 5 \\ \hline \end{array}$$

$$\begin{array}{r} 5 \\ - 3 \\ \hline \end{array}$$

$$\begin{array}{r} 4 \\ - 4 \\ \hline \end{array}$$

$$\begin{array}{r} 4 \\ - 3 \\ \hline \end{array}$$

$$\begin{array}{r} 6 \\ - 2 \\ \hline \end{array}$$

$$\begin{array}{r} 5 \\ - 5 \\ \hline \end{array}$$

$$\begin{array}{r} 9 \\ - 5 \\ \hline \end{array}$$

$$\begin{array}{r} 6 \\ - 4 \\ \hline \end{array}$$

$$\begin{array}{r} 7 \\ - 2 \\ \hline \end{array}$$

$$\begin{array}{r} 4 \\ - 2 \\ \hline \end{array}$$

$$\begin{array}{r} 9 \\ - 4 \\ \hline \end{array}$$

$$\begin{array}{r} 8 \\ - 3 \\ \hline \end{array}$$

Time: \_\_\_\_\_ minutes    Score: \_\_\_\_\_ out of 25

Name: \_\_\_\_\_

## Basic Subtraction

$$\begin{array}{r} 10 \\ - 2 \\ \hline \end{array}$$

$$\begin{array}{r} 12 \\ - 7 \\ \hline \end{array}$$

$$\begin{array}{r} 6 \\ - 5 \\ \hline \end{array}$$

$$\begin{array}{r} 13 \\ - 6 \\ \hline \end{array}$$

$$\begin{array}{r} 10 \\ - 5 \\ \hline \end{array}$$

$$\begin{array}{r} 4 \\ - 4 \\ \hline \end{array}$$

$$\begin{array}{r} 3 \\ - 2 \\ \hline \end{array}$$

$$\begin{array}{r} 8 \\ - 7 \\ \hline \end{array}$$

$$\begin{array}{r} 3 \\ - 3 \\ \hline \end{array}$$

$$\begin{array}{r} 10 \\ - 8 \\ \hline \end{array}$$

$$\begin{array}{r} 12 \\ - 5 \\ \hline \end{array}$$

$$\begin{array}{r} 8 \\ - 6 \\ \hline \end{array}$$

$$\begin{array}{r} 7 \\ - 4 \\ \hline \end{array}$$

$$\begin{array}{r} 11 \\ - 9 \\ \hline \end{array}$$

$$\begin{array}{r} 12 \\ - 4 \\ \hline \end{array}$$

$$\begin{array}{r} 9 \\ - 2 \\ \hline \end{array}$$

$$\begin{array}{r} 15 \\ - 9 \\ \hline \end{array}$$

$$\begin{array}{r} 17 \\ - 8 \\ \hline \end{array}$$

$$\begin{array}{r} 10 \\ - 9 \\ \hline \end{array}$$

$$\begin{array}{r} 11 \\ - 7 \\ \hline \end{array}$$

$$\begin{array}{r} 9 \\ - 4 \\ \hline \end{array}$$

$$\begin{array}{r} 7 \\ - 7 \\ \hline \end{array}$$

$$\begin{array}{r} 14 \\ - 9 \\ \hline \end{array}$$

$$\begin{array}{r} 9 \\ - 8 \\ \hline \end{array}$$

$$\begin{array}{r} 4 \\ - 3 \\ \hline \end{array}$$


Time: \_\_\_\_\_ minutes    Score: \_\_\_\_\_ out of 25

Name: \_\_\_\_\_


# First Grade E-Learning Choice Board Day 3

Directions:

1. Students should spend at least one hour completing the e-learning activities. If your child easily completes an activity, have them choose another activity in that column.
2. On each e-learning day, have an adult initial each box that you have completed. Turn all completed work into your teacher when you return to school.

<b>Must Do</b>				
<b>PE</b> (See attached)			<b>Read for 10 minutes</b>	
<b>Choose at least one activity from each column.</b>				
<b>Math</b>	<b>Reading</b>	<b>Phonics</b>	<b>Writing</b>	<b>Other</b>
Graphing Worksheet  *challenge on the back	Listen to a story on Storyline <a href="http://www.storylineonline.net">www.storylineonline.net</a> Retell your story to someone at home	Read and illustrate The Ship passage. Underline 5 "sh" words and read them again.	Write an All About Book about your family	Help a family member with a task
Mixed practice sheet  *challenge on the back	Read to self or a stuffed animal for 15 minutes. Write/Draw the characters and the setting	Write three sentences using your word work skill for this week	Write 3 sentences on a topic of your choice	Do a household chore
<b>Make Ten Game</b> <div style="display: flex; justify-content: space-around; align-items: center;"> <div style="border: 1px solid black; padding: 2px;">2</div> <div style="border: 1px solid black; padding: 2px;">8</div> <div style="border: 1px solid black; padding: 2px;">1</div> <div style="border: 1px solid black; padding: 2px;">4</div> <div style="border: 1px solid black; padding: 2px;">3</div> </div> Lay out five cards and pick up sums of 10. Replace cards after you pick up a sum.	Complete 1-2 language arts skills on IXL: F8, F9, F10, F11	Read the phonics review words list	Do the A-Z Write Your House challenge! Find something in your house for each letter of the alphabet.	Explore the virtual music classroom on Seesaw (check Music Folder)
<b>Laker Pride</b>				
I was responsible for completing my snow day tasks				

IXL Login information: <https://www.ixl.com/signin/maes>  
 Username example: jamciver@maes Password: student initials (jm)




Thank you,

First Grade Teachers

Mckenzie Newton    Jana McIver    Mary Johnsrud    Halle Johnsrud

Name: \_\_\_\_\_

Date: \_\_\_\_\_



\_\_\_\_\_

\_\_\_\_\_

\_\_\_\_\_

\_\_\_\_\_

\_\_\_\_\_

# A - Z Write the Room

A \_\_\_\_\_

B \_\_\_\_\_

C \_\_\_\_\_

D \_\_\_\_\_

E \_\_\_\_\_

F \_\_\_\_\_

G \_\_\_\_\_

H \_\_\_\_\_

I \_\_\_\_\_

J \_\_\_\_\_

K \_\_\_\_\_

L \_\_\_\_\_

M \_\_\_\_\_

N \_\_\_\_\_

O \_\_\_\_\_

P \_\_\_\_\_

Q \_\_\_\_\_

R \_\_\_\_\_

S \_\_\_\_\_

T \_\_\_\_\_

U \_\_\_\_\_

V \_\_\_\_\_

W \_\_\_\_\_

X \_\_\_\_\_

Y \_\_\_\_\_


Z \_\_\_\_\_

Unit 5 Week 2  
Student Card

1	home
2	vote
3	broke
4	close
5	state
6	tape
7	shake
8	flame
9	strap
10	splash
11	sprint
12	string
13	chin
14	rich
15	switch
16	chimp
17	shut
18	ring
19	crash
20	moth
21	hump
22	tent
23	skunk
24	vest

## The Ship

Illustrate the story here:



Look at the ship. Trish and Josh jump on the ship deck. Trish has a net to get fish. Josh has a bag to get shells.

Trish jumps off the ship with the net. She swims to get fish. Josh jumps off the ship with his bag. He swims to get shells.

Trish and Josh get back on the ship. "Look at the fish in my net," said Trish. "Look at the shells in my bag," said Josh. We had fun on the ship.

Name: \_\_\_\_\_

Math Facts 0 - 10

# Speed Math

$$\begin{array}{r} 7 \\ - 3 \\ \hline \end{array}$$

$$\begin{array}{r} 6 \\ + 8 \\ \hline \end{array}$$

$$\begin{array}{r} 3 \\ + 5 \\ \hline \end{array}$$

$$\begin{array}{r} 10 \\ - 10 \\ \hline \end{array}$$

$$\begin{array}{r} 6 \\ - 4 \\ \hline \end{array}$$

$$\begin{array}{r} 9 \\ - 3 \\ \hline \end{array}$$

$$\begin{array}{r} 8 \\ + 4 \\ \hline \end{array}$$

$$\begin{array}{r} 7 \\ + 9 \\ \hline \end{array}$$

$$\begin{array}{r} 9 \\ + 6 \\ \hline \end{array}$$

$$\begin{array}{r} 6 \\ - 5 \\ \hline \end{array}$$

$$\begin{array}{r} 5 \\ - 0 \\ \hline \end{array}$$

$$\begin{array}{r} 7 \\ - 4 \\ \hline \end{array}$$

$$\begin{array}{r} 2 \\ - 1 \\ \hline \end{array}$$

$$\begin{array}{r} 10 \\ + 9 \\ \hline \end{array}$$

$$\begin{array}{r} 4 \\ + 3 \\ \hline \end{array}$$

$$\begin{array}{r} 6 \\ + 4 \\ \hline \end{array}$$

$$\begin{array}{r} 2 \\ + 7 \\ \hline \end{array}$$

$$\begin{array}{r} 9 \\ + 9 \\ \hline \end{array}$$

$$\begin{array}{r} 4 \\ - 2 \\ \hline \end{array}$$

$$\begin{array}{r} 6 \\ - 3 \\ \hline \end{array}$$

$$\begin{array}{r} 8 \\ - 5 \\ \hline \end{array}$$

$$\begin{array}{r} 5 \\ + 9 \\ \hline \end{array}$$

$$\begin{array}{r} 3 \\ + 9 \\ \hline \end{array}$$

$$\begin{array}{r} 8 \\ - 2 \\ \hline \end{array}$$

$$\begin{array}{r} 10 \\ + 3 \\ \hline \end{array}$$

$$\begin{array}{r} 8 \\ + 8 \\ \hline \end{array}$$

$$\begin{array}{r} 9 \\ - 7 \\ \hline \end{array}$$

$$\begin{array}{r} 6 \\ + 2 \\ \hline \end{array}$$

$$\begin{array}{r} 6 \\ + 6 \\ \hline \end{array}$$

$$\begin{array}{r} 9 \\ - 5 \\ \hline \end{array}$$

$$\begin{array}{r} 9 \\ + 9 \\ \hline \end{array}$$

$$\begin{array}{r} 5 \\ + 7 \\ \hline \end{array}$$

$$\begin{array}{r} 5 \\ + 5 \\ \hline \end{array}$$

$$\begin{array}{r} 9 \\ - 6 \\ \hline \end{array}$$

$$\begin{array}{r} 8 \\ - 0 \\ \hline \end{array}$$

$$\begin{array}{r} 4 \\ - 3 \\ \hline \end{array}$$

$$\begin{array}{r} 10 \\ + 8 \\ \hline \end{array}$$

$$\begin{array}{r} 7 \\ + 7 \\ \hline \end{array}$$

$$\begin{array}{r} 4 \\ + 9 \\ \hline \end{array}$$

$$\begin{array}{r} 8 \\ + 7 \\ \hline \end{array}$$

$$\begin{array}{r} 10 \\ - 2 \\ \hline \end{array}$$

$$\begin{array}{r} 8 \\ - 3 \\ \hline \end{array}$$

$$\begin{array}{r} 5 \\ - 5 \\ \hline \end{array}$$

$$\begin{array}{r} 6 \\ + 6 \\ \hline \end{array}$$

$$\begin{array}{r} 1 \\ + 3 \\ \hline \end{array}$$

$$\begin{array}{r} 3 \\ + 7 \\ \hline \end{array}$$

$$\begin{array}{r} 5 \\ - 3 \\ \hline \end{array}$$

$$\begin{array}{r} 4 \\ + 4 \\ \hline \end{array}$$

$$\begin{array}{r} 6 \\ - 2 \\ \hline \end{array}$$

$$\begin{array}{r} 8 \\ + 7 \\ \hline \end{array}$$

Time: \_\_\_\_\_ Score: \_\_\_\_\_

Name: \_\_\_\_\_

## Correct the Math Facts

Look carefully at each math fact below. Some are correct and some are not.  
If the math fact is correct, draw a circle around the answer.  
If it is incorrect, cross out the answer and write the correct answer.

examples:

$$8 - 5 = \textcircled{3}$$

$$6 + 3 = \cancel{8} \ 9$$

$10 - 5 = 3$

$7 + 7 = 14$

$4 + 6 = 11$

$9 - 6 = 2$

$8 - 3 = 5$

$8 + 8 = 13$

$5 - 2 = 3$

$7 + 6 = 11$

$9 - 2 = 5$

$7 - 5 = 4$

$8 + 5 = 3$

$8 + 9 = 17$

$10 - 5 = 5$

$2 - 2 = 0$

$4 + 3 = 8$

$6 + 8 = 13$

$6 - 4 = 2$

$10 - 3 = 7$

$9 + 5 = 14$

$7 - 3 = 6$

$10 + 10 = 20$

$9 + 7 = 16$

$6 + 2 = 9$

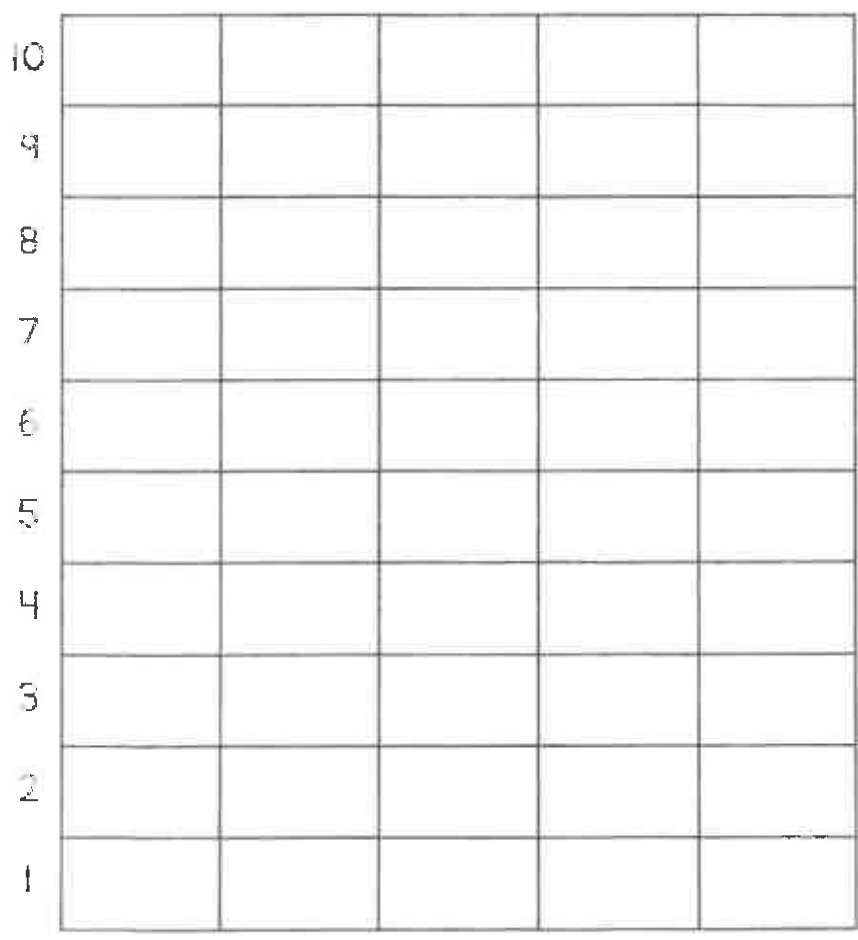

$8 - 0 = 0$



Name \_\_\_\_\_

# WINTER GRAPHING

DIRECTIONS: Count and graph the objects. Then solve the problems.



$$\text{mitten} + \text{boot} = \underline{\quad}$$

$$\text{hat} + \text{teddy bear} = \underline{\quad}$$

$$\text{boot} + \text{mittens} = \underline{\quad}$$

$$\text{teddy bear} + \text{hat} = \underline{\quad}$$


$$\text{mittens} + \text{mitten} = \underline{\quad}$$

Name: \_\_\_\_\_


# First Grade E-Learning Choice Board Day 4

Directions:

1. Students should spend at least one hour completing the e-learning activities. If your child easily completes an activity, have them choose another activity in that column.
2. On each e-learning day, have an adult initial each box that you have completed. Turn all completed work into your teacher when you return to school.

Must Do				
PE (See attached)		Read for 10 minutes		
Choose at least one activity from each column.				
Math	Reading	Phonics	Writing	Other
Snowman riddle worksheet	Listen to a story on Storyline <a href="http://www.storylineonline.net">www.storylineonline.net</a> Retell your story to someone at home	Read and illustrate The Mud Track passage. Underline 5 "ck" words and read them again.	Write how to build a snowman.	Build a fort and read in it
Place Value Worksheet  *challenge on the back	Read to self or a stuffed animal for 15 minutes. Write/Draw the characters and the setting	Write three sentences using your word work skill for this week	Write 3 sentences on a topic of your choice	Clean your room
<b>Make Ten Game</b> <div style="display: flex; justify-content: space-around; align-items: center;"> <div style="border: 1px solid black; padding: 2px;">2</div> <div style="border: 1px solid black; padding: 2px;">8</div> <div style="border: 1px solid black; padding: 2px;">1</div> <div style="border: 1px solid black; padding: 2px;">4</div> <div style="border: 1px solid black; padding: 2px;">3</div> </div> Lay out five cards and pick up sums of 10. Replace cards after you pick up a sum.	Complete 1-2 language arts skills on IXL: S1, S2, M3, and N3	Read the phonics review words list	Help someone at home write a grocery list.	Explore the virtual music classroom on Seesaw (check Music Folder)
Laker Pride				
I was responsible for completing my snow day tasks				

IXL Login information: <https://www.ixl.com/signin/maes>  
 Username example: jamciver@maes Password: student initials (jm)




Thank you,

First Grade Teachers

McKenzie Newton    Jana McIver    Mary Johnsrud    Halle Johnsrud

Name: \_\_\_\_\_

Date: \_\_\_\_\_




Handwriting practice lines consisting of ten horizontal lines. A small white rectangular piece of paper is placed over the right side of these lines, featuring a large, handwritten number '4' in the center.

## Unit 6 • Word Fluency Student Cards

Unit 6 Week 1 Student Card	
1	ride
2	wife
3	spine
4	slice
5	cage
6	place
7	gel
8	sent
9	home
10	vote
11	broke
12	close
13	state
14	tape
15	shake
16	blame
17	strap
18	splash
19	sprint
20	string
21	chin
22	rich
23	switch
24	chimp

## The Mud Track

Illustrate the story here:



Mack and Rick are at the mud track. The pals see lots of trucks. The big truck gets stuck in the mud. The small truck goes fast on the track. Mack and Rick clap.

Mack goes to the snack stand to grab a pack of gum. At the snack stand, he sees his pals, Beck and Nick. Rick sees the pack at the snack stand and yells, "Get back, quick!".

The pals run back to the track. A truck ran into a stack of bricks! The pack yells and jumps. "The mud track is the best," says Mack.

# This is how I build a snowman!

Let's brainstorm!



First,

---

---

---

---




Next,

---

---

---

---



Last,

---

---

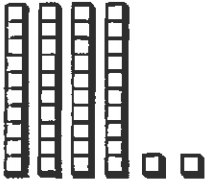

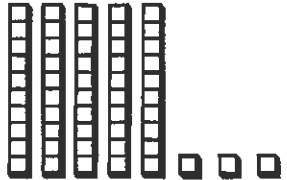







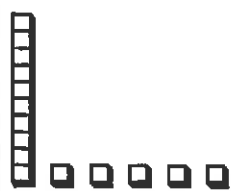

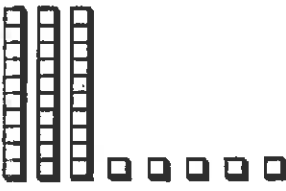



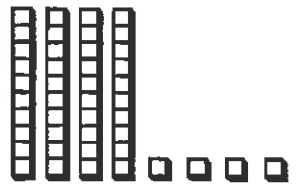

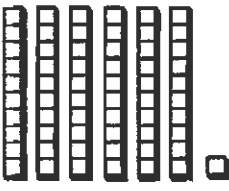



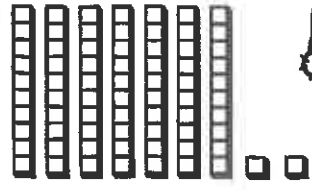

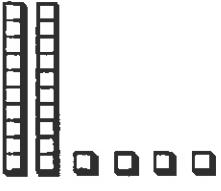

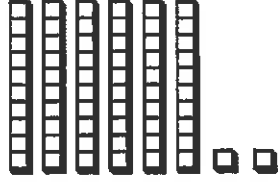

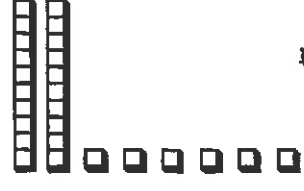

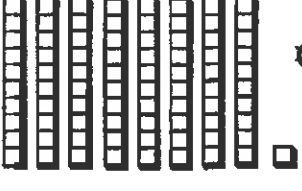

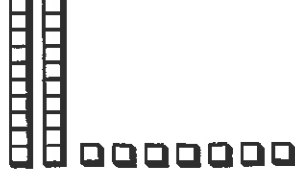

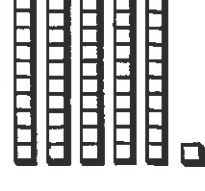

---

---







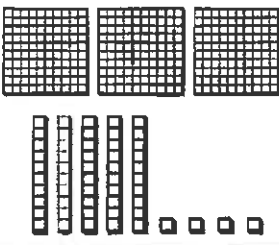

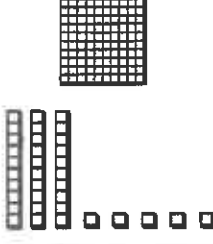

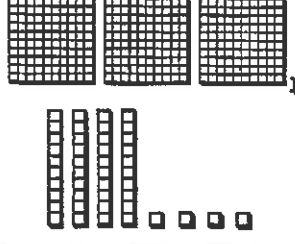

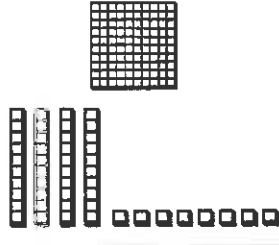
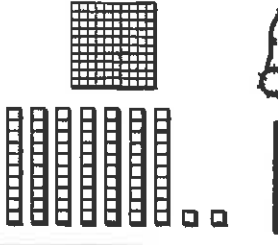
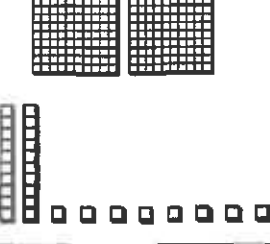
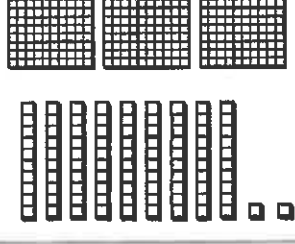
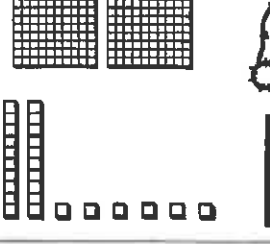
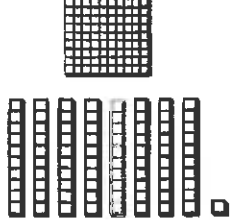
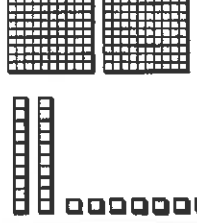

# SNOWMAN PLACE VALUE

Directions: Count the base ten blocks. Write the total value of the blocks in the box below each snowman.










# SNOWMAN PLACE VALUE

Directions: Count the base ten blocks. Write the total value of the blocks in the box below each snowman


# SNOWMAN RIDDLE

Directions: Solve the addition problems. Then, find the answer and write the letter in the correct place to solve the riddle

 <p>8 3 4</p> <p>E</p>	 <p>5 4 3</p> <p>T</p>	 <p>6 9 5</p> <p>O</p>
 <p>7 5 2</p> <p>S</p>	 <p>3 6 1</p> <p>R</p>	 <p>5 3 5</p> <p>I</p>
 <p>4 4 4</p> <p>T</p>	 <p>8 3 7</p> <p>B</p>	 <p>6 7 4</p> <p>F</p>

WHAT DO YOU GET WHEN YOU CROSS A SNOWMAN AND A SHARK?

17    10    20    14    12    18    13    12    15




Name: \_\_\_\_\_

# First Grade E-Learning Choice Board Day 5

Directions:

1. Students should spend at least one hour completing the e-learning activities. If your child easily completes an activity, have them choose another activity in that column.
2. On each e-learning day, have an adult initial each box that you have completed. Turn all completed work into your teacher when you return to school.

Must Do				
PE (See attached)		Read for 10 minutes		
Choose at least one activity from each column.				
Math	Reading	Phonics	Writing	Other
Comparing numbers worksheet  *Challenge on the back	Listen to a story on Storyline <a href="http://www.storylineonline.net">www.storylineonline.net</a> Retell your story to someone at home	Read and illustrate A Cake for Tess passage. Underline 5 "bossy e" words (cake, bake) and read them again.	Write a letter to a family member or friend	Help fold and put away laundry
Spiral Math Review worksheet  *challenge on the back	Read in the dark with a flashlight.	Write three sentences using your word work skill for this week	Write 3 sentences on a topic of your choice	Play a game with a family member
Equal equations worksheet  *challenge on the back	Complete 1-2 language arts skills on IXL: O3, T4, T9, and T14	Read the phonics review words list	Write about if you'd like to live somewhere with no snow or a lot of snow and why	Explore the virtual music classroom on Seesaw (check Music Folder)
Laker Pride				
I was responsible for completing my snow day tasks				

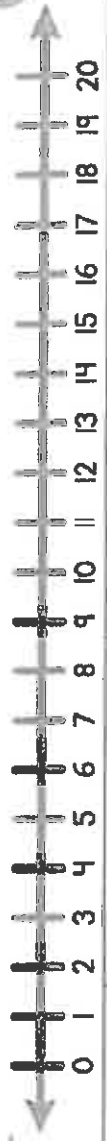
IXL Login information: <https://www.ixl.com/signin/maes>

Username example: jamciver@maes Password: student initials (jm)



Thank you,  
First Grade Teachers

McKenzie Newton    Jana McIver    Mary Johnsrud    Halle Johnsrud



Name \_\_\_\_\_

# SPIRAL MATH REVIEW


DAY 1	Solve. <table border="1"> <tr><td>WHOLE</td><td>12</td></tr> <tr><td>PART</td><td>9</td></tr> </table>	WHOLE	12	PART	9	Add. $8+4=$ <input type="text"/> $5+2=$ <input type="text"/>	Subtract. $7-4=$ <input type="text"/> $16-6=$ <input type="text"/>	Solve. $9$ $17$ $+7$ $-7$ <input type="text"/> <input type="text"/>	Which tree is shorter? 
WHOLE	12								
PART	9								
DAY 2	Solve. <table border="1"> <tr><td>WHOLE</td><td>10</td></tr> <tr><td>PART</td><td>6</td></tr> </table>	WHOLE	10	PART	6	Add. $6$ $4$ $+2$ $+4$ <input type="text"/> <input type="text"/>	Subtract. $8$ $6$ $-5$ $-6$ <input type="text"/> <input type="text"/>	Solve. $10-5=$ <input type="text"/> $8+7=$ <input type="text"/>	Which balloon is shorter? 
WHOLE	10								
PART	6								
DAY 3	Solve. <table border="1"> <tr><td>WHOLE</td><td>5</td></tr> <tr><td>PART</td><td>4</td></tr> </table>	WHOLE	5	PART	4	Add. $7+3=$ <input type="text"/> $4+3=$ <input type="text"/>	Subtract. $10-8=$ <input type="text"/> $8-4=$ <input type="text"/>	Solve. $10$ $8$ $-10$ $+5$ <input type="text"/> <input type="text"/>	Which building is shorter? 
WHOLE	5								
PART	4								
DAY 4	Solve. <table border="1"> <tr><td>WHOLE</td><td>10</td></tr> <tr><td>PART</td><td>13</td></tr> </table>	WHOLE	10	PART	13	Add. $8$ $8$ $+8$ $+2$ <input type="text"/> <input type="text"/>	Subtract. $10$ $6$ $-7$ $-1$ <input type="text"/> <input type="text"/>	Solve. $10+10=$ <input type="text"/> $12-2=$ <input type="text"/>	Which ladder is shorter? 
WHOLE	10								
PART	13								
DAY 5	Solve. <table border="1"> <tr><td>WHOLE</td><td>7</td></tr> <tr><td>PART</td><td>5</td></tr> </table>	WHOLE	7	PART	5	Add. $5+5=$ <input type="text"/> $6+1=$ <input type="text"/>	Subtract. $6-2=$ <input type="text"/> $10-9=$ <input type="text"/>	Solve. $4$ $6$ $-4$ $+4$ <input type="text"/> <input type="text"/>	Which broom is shorter? 
WHOLE	7								
PART	5								

Name \_\_\_\_\_

# SPIRAL MATH REVIEW



<p><b>DAY 1</b></p> <p>Solve.</p> <table border="1"> <tr> <td>WHOLE</td> <td>18</td> </tr> <tr> <td>PART</td> <td>9</td> </tr> </table>	WHOLE	18	PART	9	<p>Add.</p> $11 + 4 = \square$ $7 + 6 = \square$	<p>Subtract.</p> $7 - 4 = \square$ $19 - 6 = \square$	<p>Solve.</p> $11 - 14 = \square$ $14 - 7 = \square$	<p>Circle the shortest.</p>
WHOLE	18							
PART	9							
<p><b>DAY 2</b></p> <p>Solve.</p>	<p>Add.</p> $9 + 2 = \square$ $7 + 8 = \square$	<p>Subtract.</p> $18 - 5 = \square$ $12 - 6 = \square$	<p>Solve.</p> $16 - 5 = \square$ $12 + 7 = \square$	<p>Circle the shortest.</p>				
<p><b>DAY 3</b></p> <p>Solve.</p> <table border="1"> <tr> <td>WHOLE</td> <td>5</td> </tr> <tr> <td>PART</td> <td>4</td> </tr> </table>	WHOLE	5	PART	4	<p>Add.</p> $12 + 5 = \square$ $8 + 7 = \square$	<p>Subtract.</p> $10 - 8 = \square$ $12 - 4 = \square$	<p>Solve.</p> $10 - 8 = \square$ $10 + 5 = \square$	<p>Circle the shortest.</p>
WHOLE	5							
PART	4							
<p><b>DAY 4</b></p> <p>Solve.</p>	<p>Add.</p> $2 + 8 = \square$ $8 + 8 = \square$	<p>Subtract.</p> $14 - 7 = \square$ $6 - 1 = \square$	<p>Solve.</p> $10 + 10 = \square$ $19 - 9 = \square$	<p>Circle the shortest.</p>				
<p><b>DAY 5</b></p> <p>Solve.</p> <table border="1"> <tr> <td>WHOLE</td> <td>7</td> </tr> <tr> <td>PART</td> <td>0</td> </tr> </table>	WHOLE	7	PART	0	<p>Add.</p> $5 + 5 = \square$ $6 + 1 = \square$	<p>Subtract.</p> $13 - 4 = \square$ $11 - 9 = \square$	<p>Solve.</p> $4 - 4 = \square$ $6 + 4 = \square$	<p>Circle the shortest.</p>
WHOLE	7							
PART	0							




## Unit 7 • Word Fluency Student Cards

Unit 7 Week 1 Student Card	
1	float
2	grow
3	shown
4	toes
5	pay
6	stay
7	brain
8	awake
9	cube
10	huge
11	Steve
12	making
13	ride
14	wife
15	spine
16	slice
17	cage
18	place
19	gel
20	sent
21	home
22	vote
23	broke
24	close

## A Cake for Tess

Illustrate the story here:



Niles and Blake want to bake a cake for Tess. Tess is their big sis. She will be a bride, so they want to bake a white cake. Niles and Blake mix the cake while Dad gets one pan. The mix goes, Drip! Drip! into the pan.

They ask Dad for help with the stove. The cake bakes for a long time. Next the cake goes on a glass plate. "The cake looks so cute. I want to take a bite!" says Niles. "We can not take a bite. This cake is for Tess!" says Blake.




Name \_\_\_\_\_

# EQUAL EQUATIONS


Directions: Fill in the blank \_\_\_\_\_ that the two sides are balanced and equal.

$2 + 2$




$3 + \underline{\quad}$

$3 + 2$




$1 + \underline{\quad}$

$5 + 3$




$8 + \underline{\quad}$

$7 + 2$




$5 + \underline{\quad}$

$7 + 3$




$6 + \underline{\quad}$

$4 + 1$




$3 + \underline{\quad}$

$2 + 2$




$3 + \underline{\quad}$

$3 + 1$




$2 + \underline{\quad}$

$4 + 2$




$5 + \underline{\quad}$

$6 + 2$



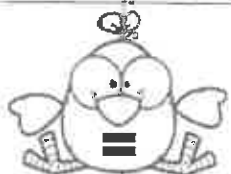
$5 + \underline{\quad}$

$5 + 5$



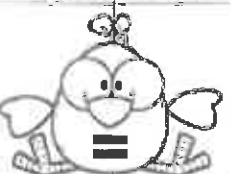
$2 + \underline{\quad}$

$4 + 5$




$6 + \underline{\quad}$

$6 + 1$




$3 + \underline{\quad}$

$5 + 2$



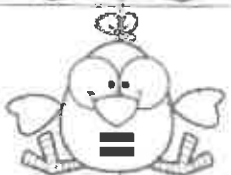
$4 + \underline{\quad}$

$3 + 5$



$4 + \underline{\quad}$

$3 + 3$




$2 + \underline{\quad}$



Name \_\_\_\_\_

# EQUAL EQUATIONS

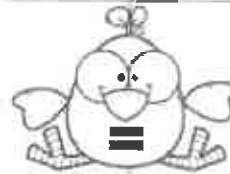
Directions: Fill in the blank  that the two sides are balanced and equal

$8 + 7$




$9 + \underline{\quad}$

$6 + 6$



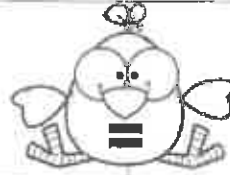
$7 + \underline{\quad}$

$4 + 3$




$5 + \underline{\quad}$

$9 + 7$




$6 + \underline{\quad}$

$6 + 4$




$5 + \underline{\quad}$

$2 + 9$




$5 + \underline{\quad}$

$7 + 9$




$8 + \underline{\quad}$

$6 + 8$




$7 + \underline{\quad}$

$4 + 8$




$5 + \underline{\quad}$

$5 + 4$



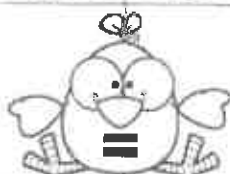
$3 + \underline{\quad}$

$4 + 9$




$3 + \underline{\quad}$

$9 + 8$




$7 + \underline{\quad}$

$5 + 3$



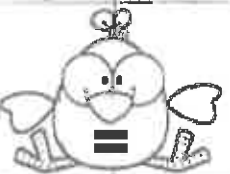
$4 + \underline{\quad}$

$5 + 9$




$8 + \underline{\quad}$

$6 + 9$



$7 + \underline{\quad}$

$8 + 7$



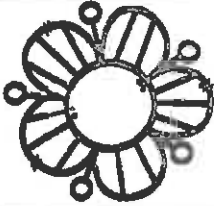
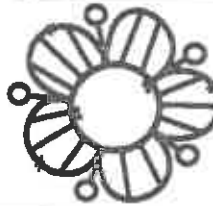

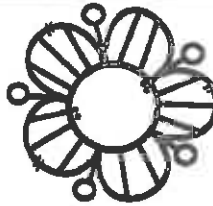

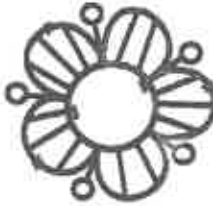
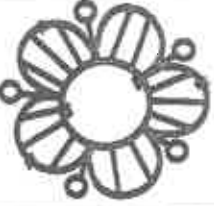
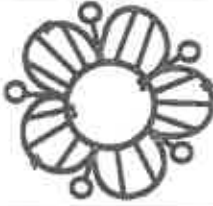
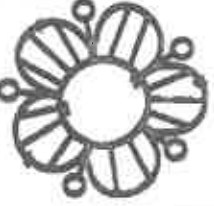
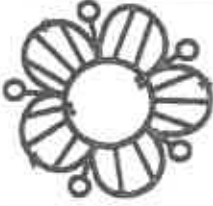

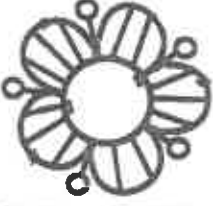
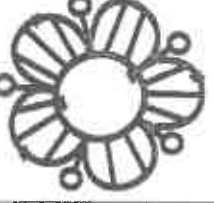

$9 + \underline{\quad}$



Name \_\_\_\_\_

# COMPARE THE NUMBERS

Directions: Inside each flower, compare the numbers using  $>$ ,  $<$ , or  $=$ .

26		28	57		48
76		76	12		17
48		45	22		22
65		62	76		77
92		95	34		34
84		54	63		62
23		23	47		49



Name \_\_\_\_\_

# COMPARE THE NUMBERS

Directions: Inside each flower, compare the numbers using  $>$ ,  $<$ , or  $=$ .

326  328574  485876  876192  197483  453202  202657  627768  778902  905345  345184  154632  623238  238479  490

Name: \_\_\_\_\_

# EENIE MEENIE MINEY MO...

Color your choice. Write about why you prefer that over the other



Somewhere with a lot of snow

OR



Somewhere with no snow

---

---

---

---

---

---

---

---

Color in the cap if you have...



Capital Letters



Punctuation



Finger Spaces



Inventive Spelling