



Minnewaska Area Schools

Community Survey Report
May 7, 2025

Contents



Background Info



**Survey/Responden
t Information**



Results & Analysis



Wrap-up/Questions





Our mission is to help educational leaders gather, organize, and use data to make strategic decisions.

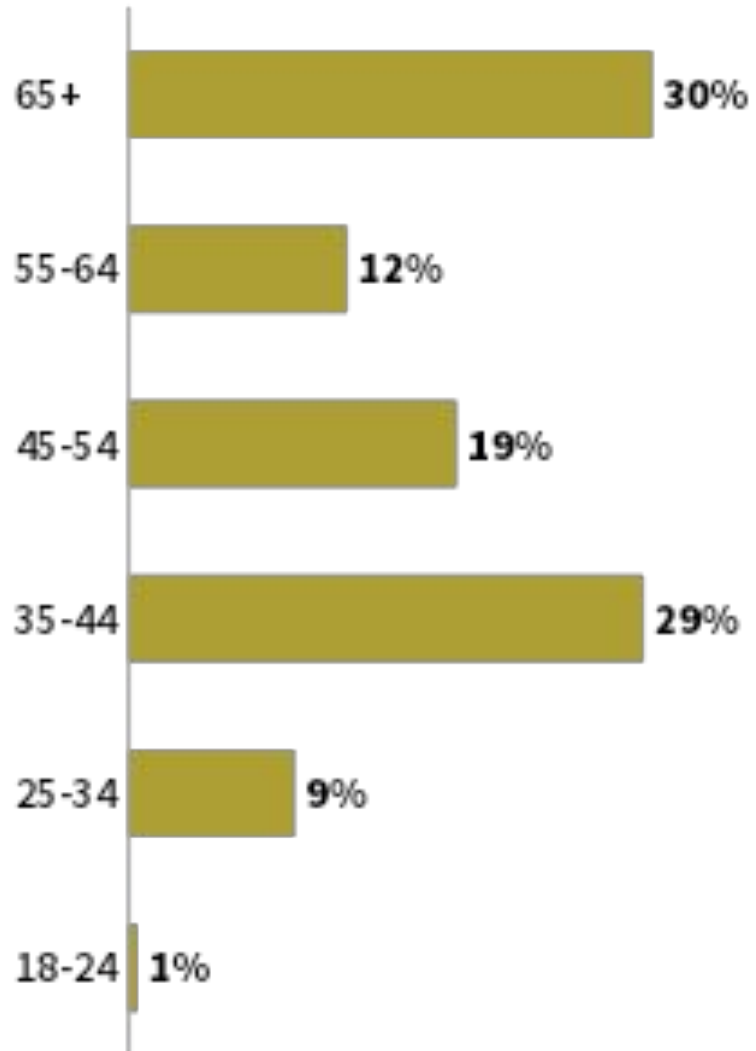
- Founded in **2002** to provide independent research
- Conducted over **3 million** staff, parent, and student, and community surveys for school improvement
- Helped more than **1,000** school districts navigate the strategic planning and referendum planning process

Survey Information

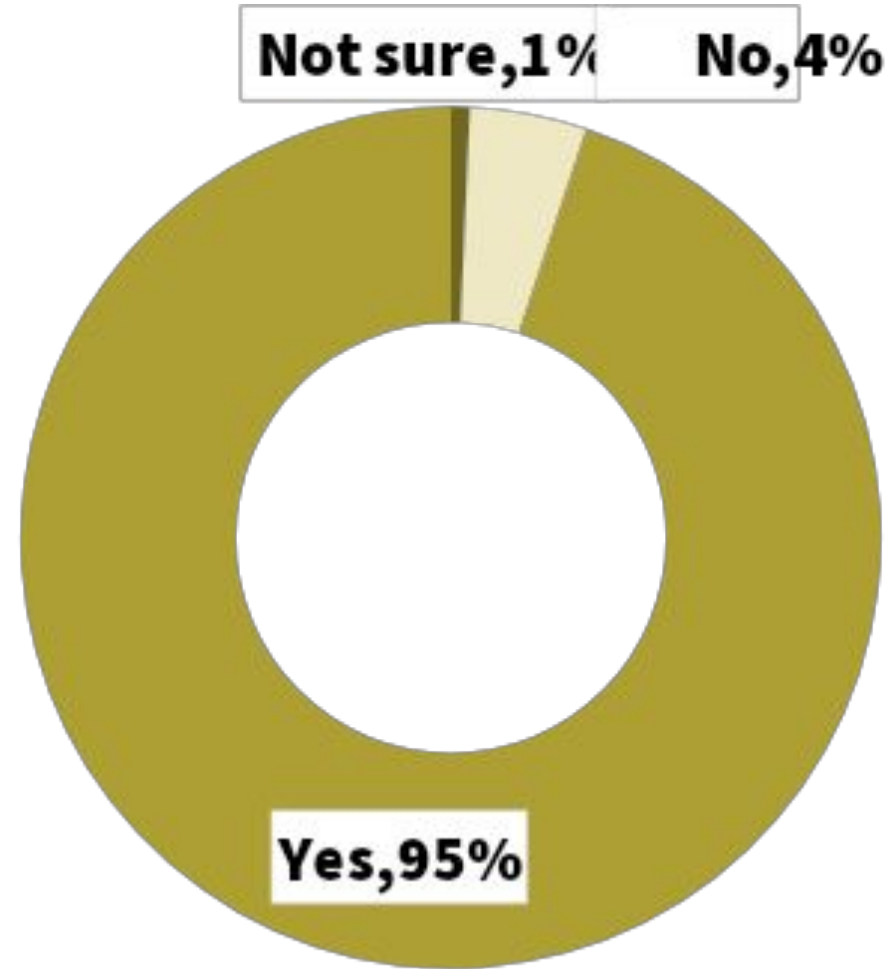
- **April 28, 2025** survey deadline
- **889** respondents
- **17%** response rate
- **+/- 3.35%** statistical margin of error



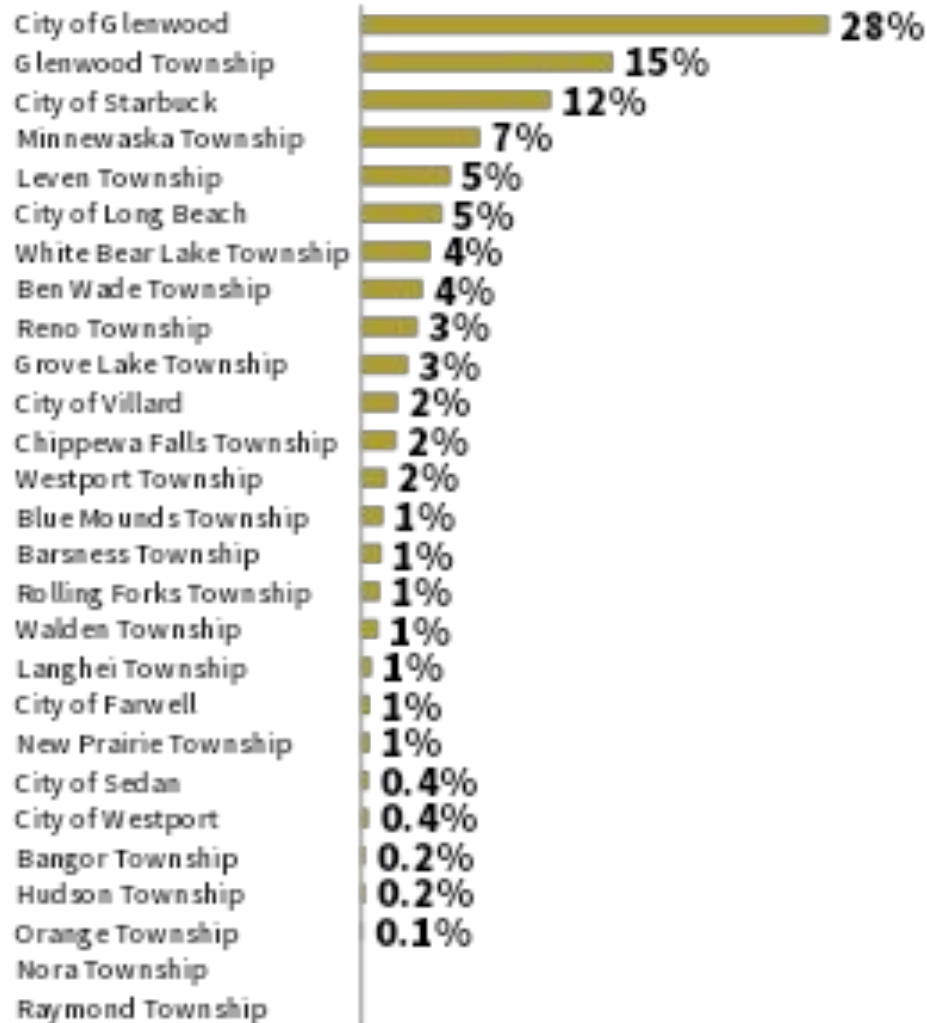
What is your age?



Is your primary residence in the District?



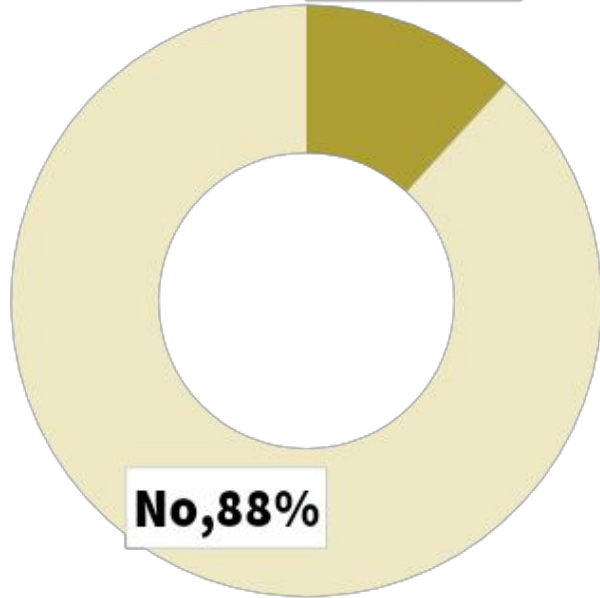
In which municipality do you live?



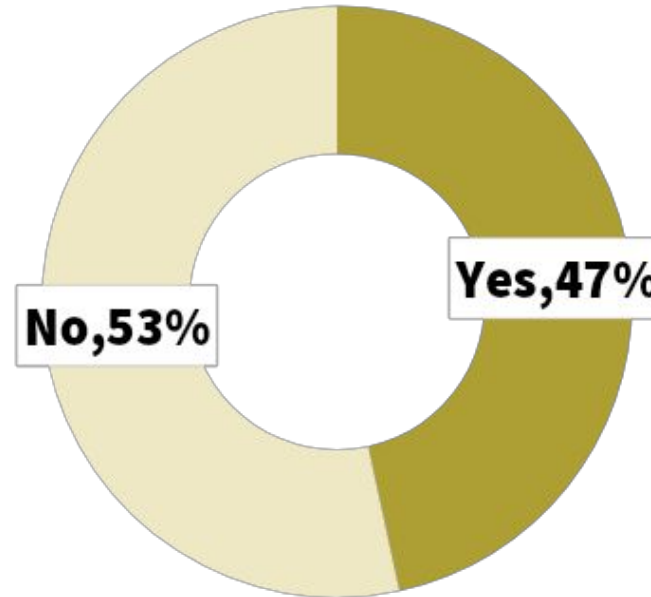
Respondent Information



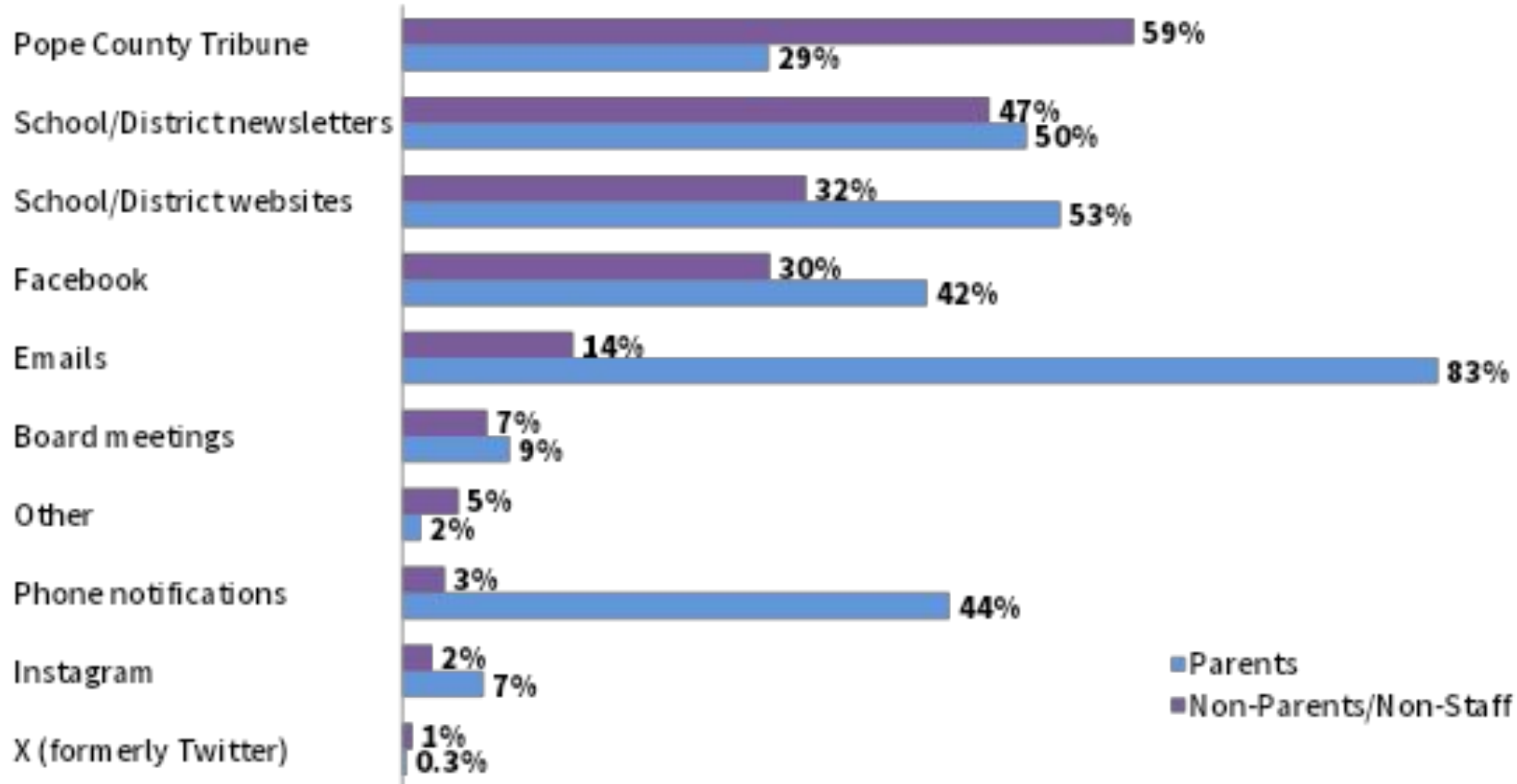
Are you an employee of the
Minnewaska Area School
Dist **Yes,12%**



Do you have children
attending a school in the
District? **Yes,47%**



How do you like to receive school/District information?



Facility Base Plan



An outside firm reviewed our facility needs and prioritized potential projects to create a Base Plan for community feedback:

Middle/High School

- ① Remodel the offices to create a secure entrance to better monitor and control visitor access.
- ② Resurface and reconfigure the parking lot to create safer pick up and drop off areas.
- ③ Renovate and expand Career and Technical Education (“Shop”) spaces to better prepare students for jobs in our area.
- ④ Remodel the media center to improve student access to resources and technology.



The project would also:

- ✓ Replace outdated HVAC systems.
- ✓ Renovate restrooms to comply with Americans with Disabilities Act (ADA) regulations.
- ✓ Upgrade door lock systems to improve security.
- ✓ Replace seating in the auditorium.

Facility Base Plan

Elementary School

- ① Remodel the office to create a secure entrance to better monitor and control visitor access.
- ② Remodel and expand the media center to improve student access to resources and technology.

The project would also:

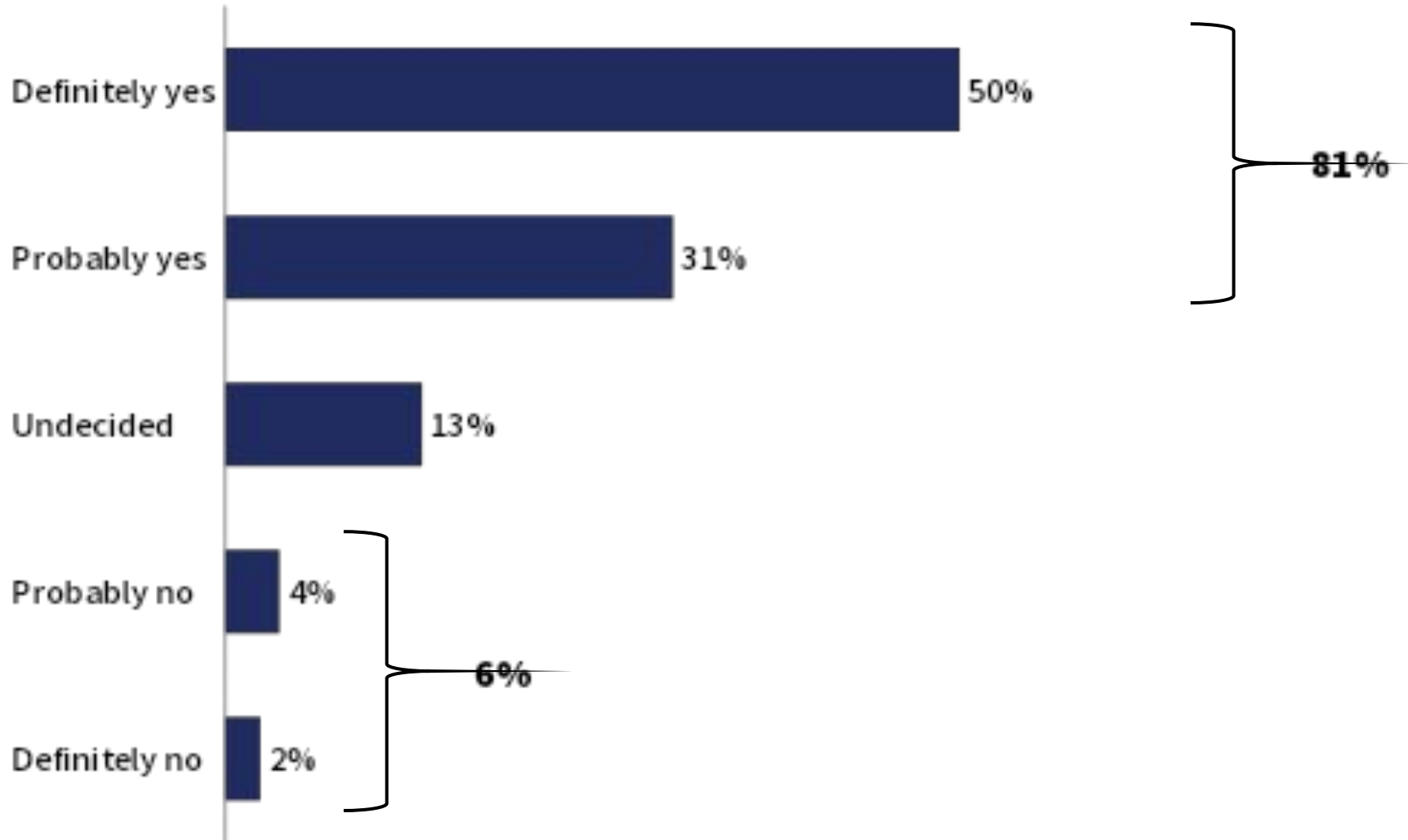
- ✓ Replace failing HVAC systems.
- ✓ Upgrade door lock systems to improve security.

Estimated cost: \$25 million

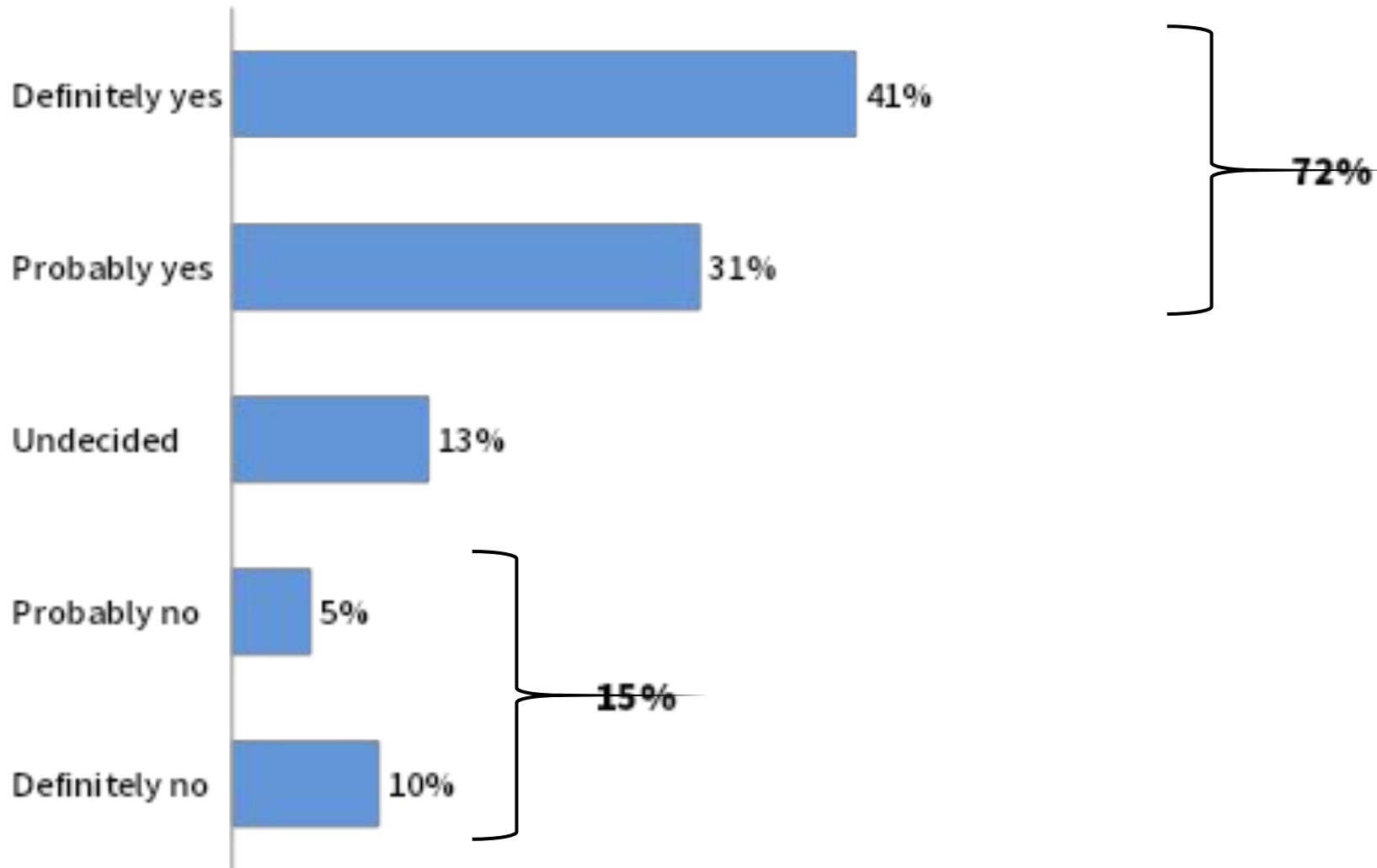
Comments/suggestions/questions:



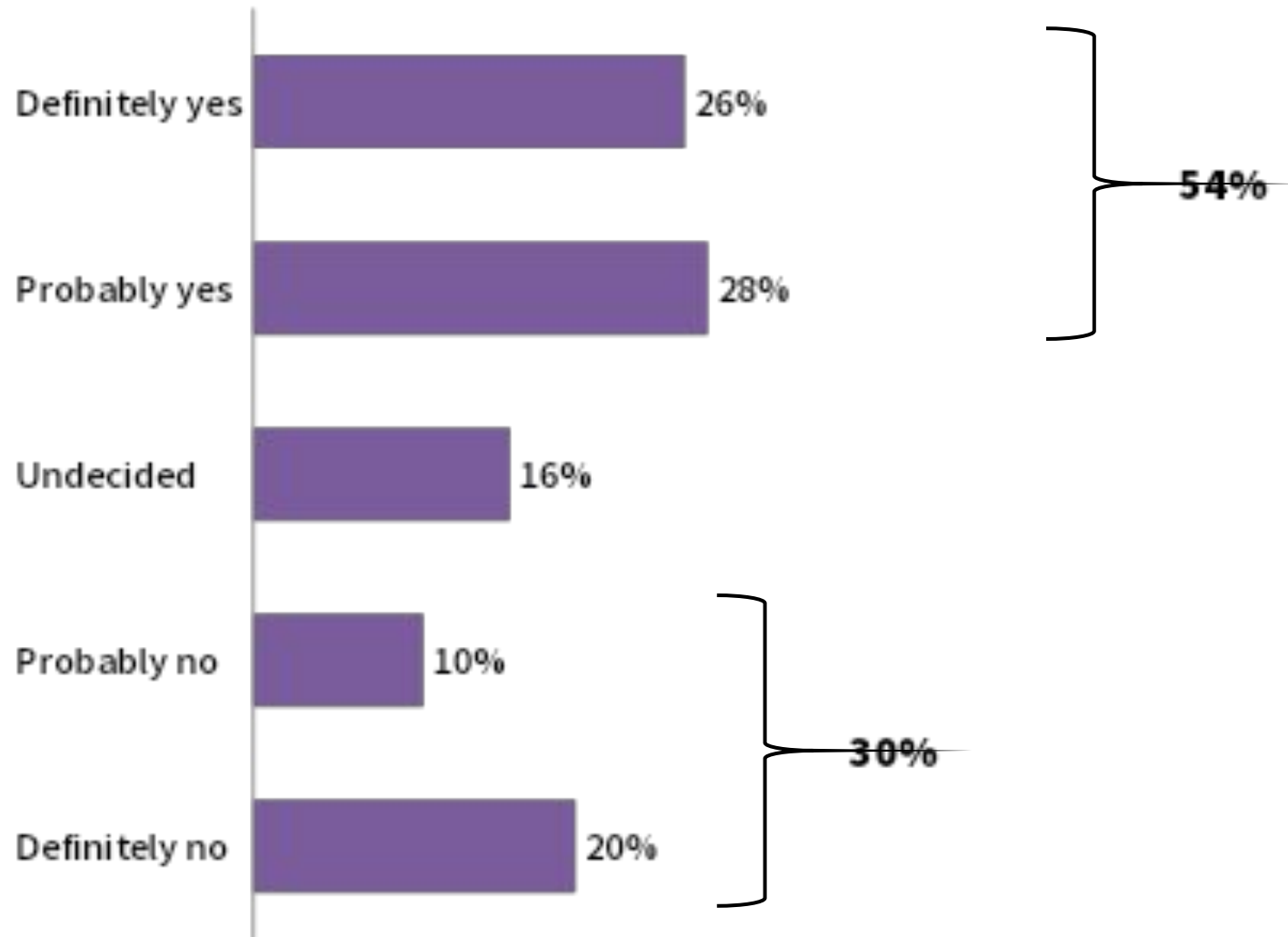
Would you support a \$25 million bond referendum to pay for the base plan? (*Staff Residents*)



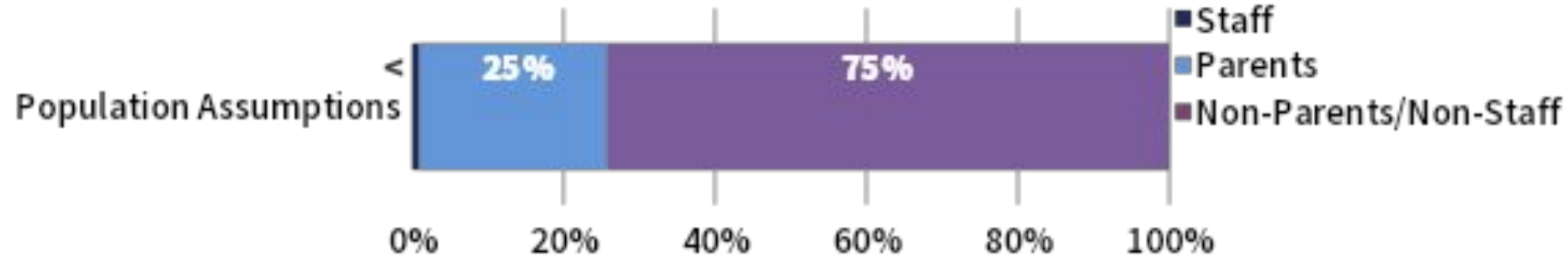
Would you support a \$25 million bond referendum to pay for the base plan? (*Parent Residents*)



Would you support a \$25 million bond referendum to pay for the base plan? (*Non-Parent/Non-Staff Residents*)



Additional Analysis: Would the \$25 million bond referendum to pay for the base plan be supported?



Additional Project Priorities

Priority score is calculated based on High = 3, Medium = 2, Low = 1



Childcare

(Estimated cost: \$7.5M
without grant)



Priority Score = 2.13

Pool

(Estimated cost: \$1.0M)



Priority Score = 2.00

Community and School Recreation Spaces


(Estimated cost: \$13.8M)



Priority Score = 1.90

Add elementary programming to Starbuck


(Estimated cost: \$2.0M)



Priority Score = 1.73

Environmental Learning Center

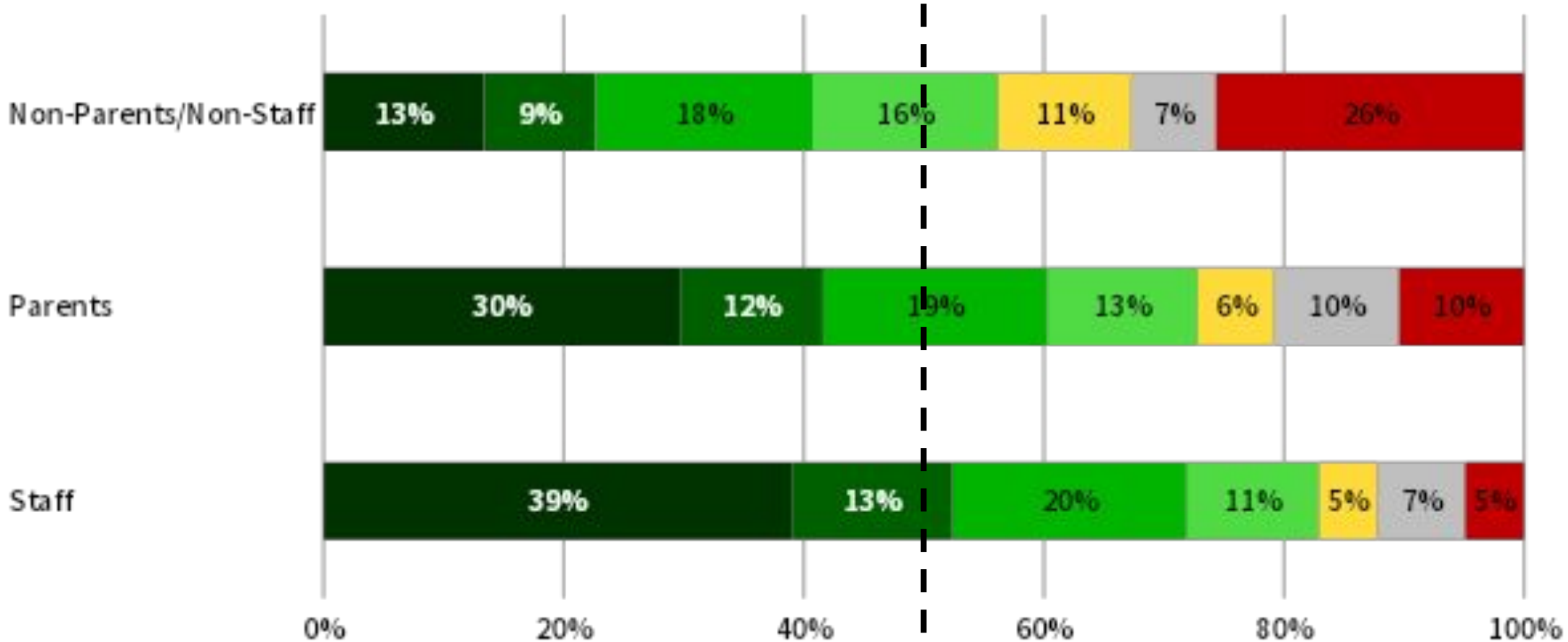
(Estimated cost: \$5.5M)



Priority Score = 1.66

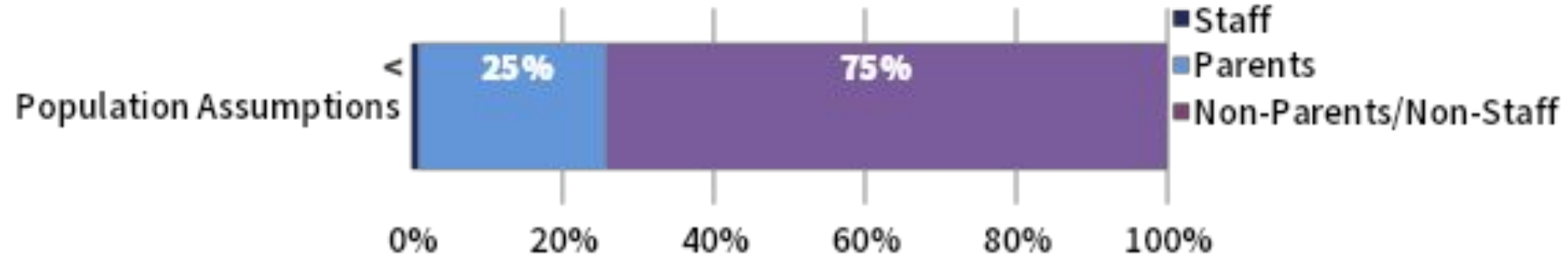
■ High ■ Medium ■ Low

What bond referendum amount would you support, assuming the projects were acceptable to you?



■ \$55M ■ \$45M ■ \$35M ■ \$25M ■ Smaller referendum ■ Not sure/need more information ■ No referendum

Additional Analysis: Funding Support



How is the District doing in each of the following areas?

Great = 4, Good = 3, Fair = 2, Poor = 1

Item	Staff	Parents	Non-Parents/ Non-Staff
Delivering a high-quality education	3.29	3.08	3.00
Keeping the public informed	3.16	3.01	2.76
Managing funds appropriately	3.02	2.62	2.47
Building pride in the community	3.31	3.21	3.06



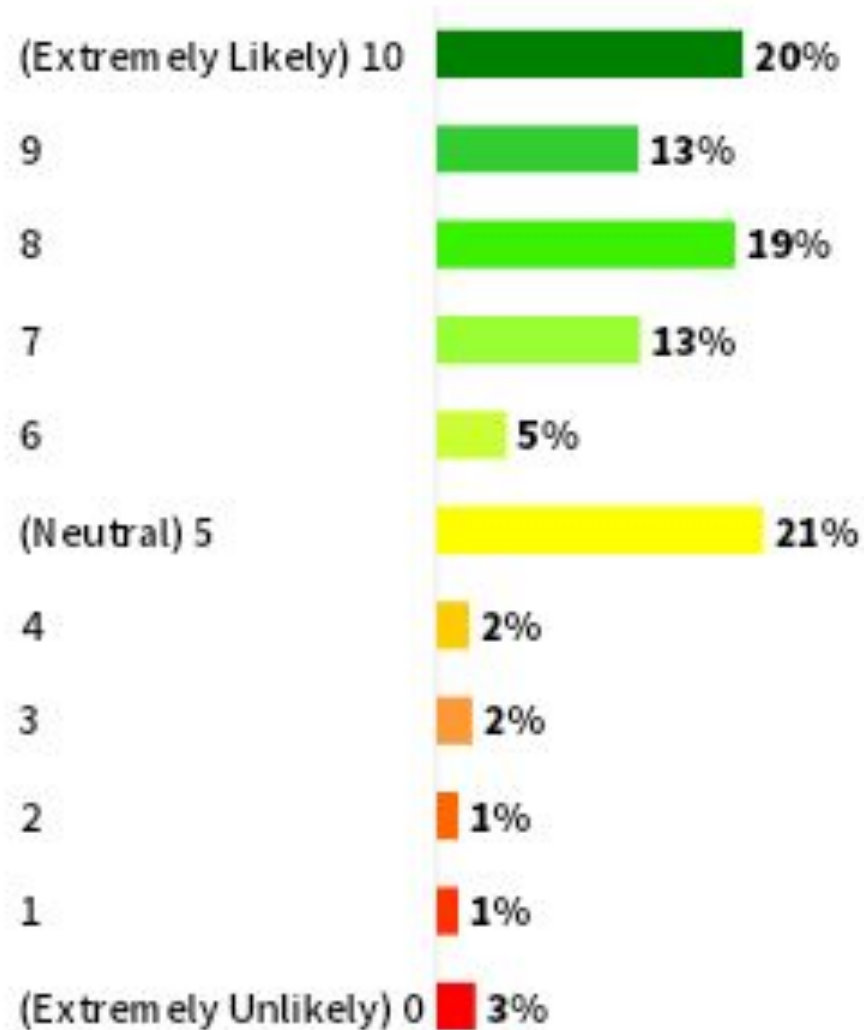
How is the District doing in each of the following areas?

Great = 4, Good = 3, Fair = 2, Poor = 1



Item	Percent “Great” or “Good”	Average	Comparison Percentile
Delivering a high-quality education	82%	3.07	56 th
Keeping the public informed	74%	2.92	67 th
Managing funds appropriately	61%	2.61	40 th
Building pride in the community	81%	3.15	74 th

On a scale of 0 – 10, how likely would you be to recommend the District to a friend or family member?



Minnewaska Score: 7.10
Comparison Score: 7.17
Comparison Percentile: 44th

What did we learn?

- A \$25 million bond referendum to pay for the base plan would likely receive voter approval if the election were held today (weighted support of 58.5%).
- A larger bond referendum would not likely be approved at this time.





SCHOOL PERCEPTIONS

Measuring what matters

262.644.4300 | schoolperceptions.com



Appendix

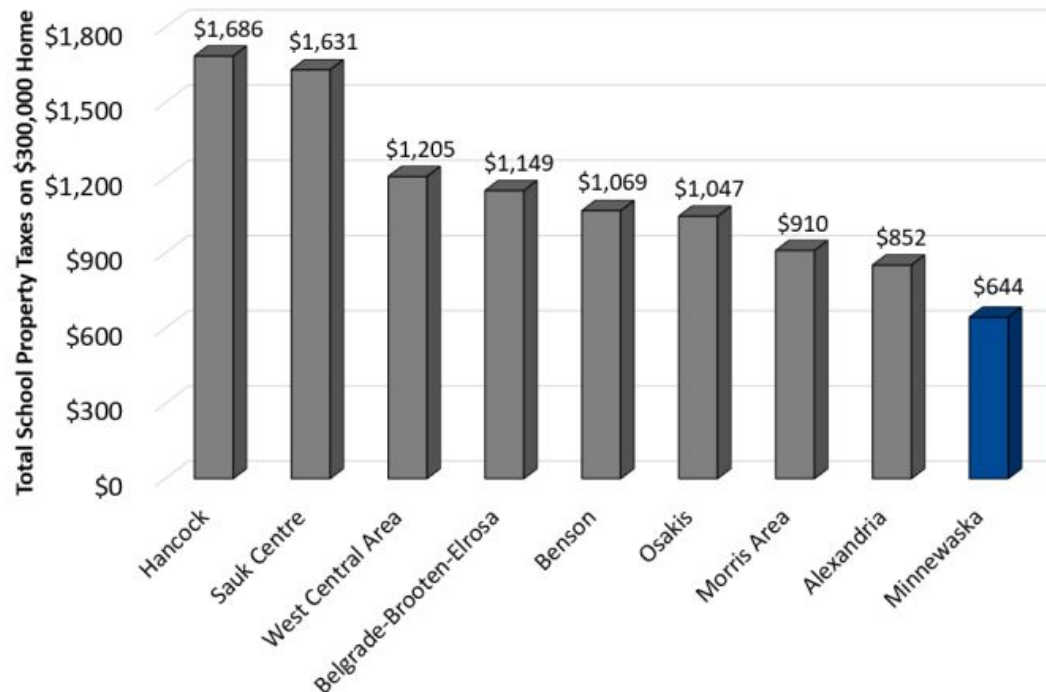


Financial Background

The community has supported the District in recent years through voter-approved levies to help pay for daily operations. **The District sincerely appreciates this support.**

Even with this additional funding, Minnewaska has the lowest residential school property tax rate in the area. The owner of a \$300,000 residential property pays more than \$200 less each year than in Alexandria, the second-lowest district in the area.

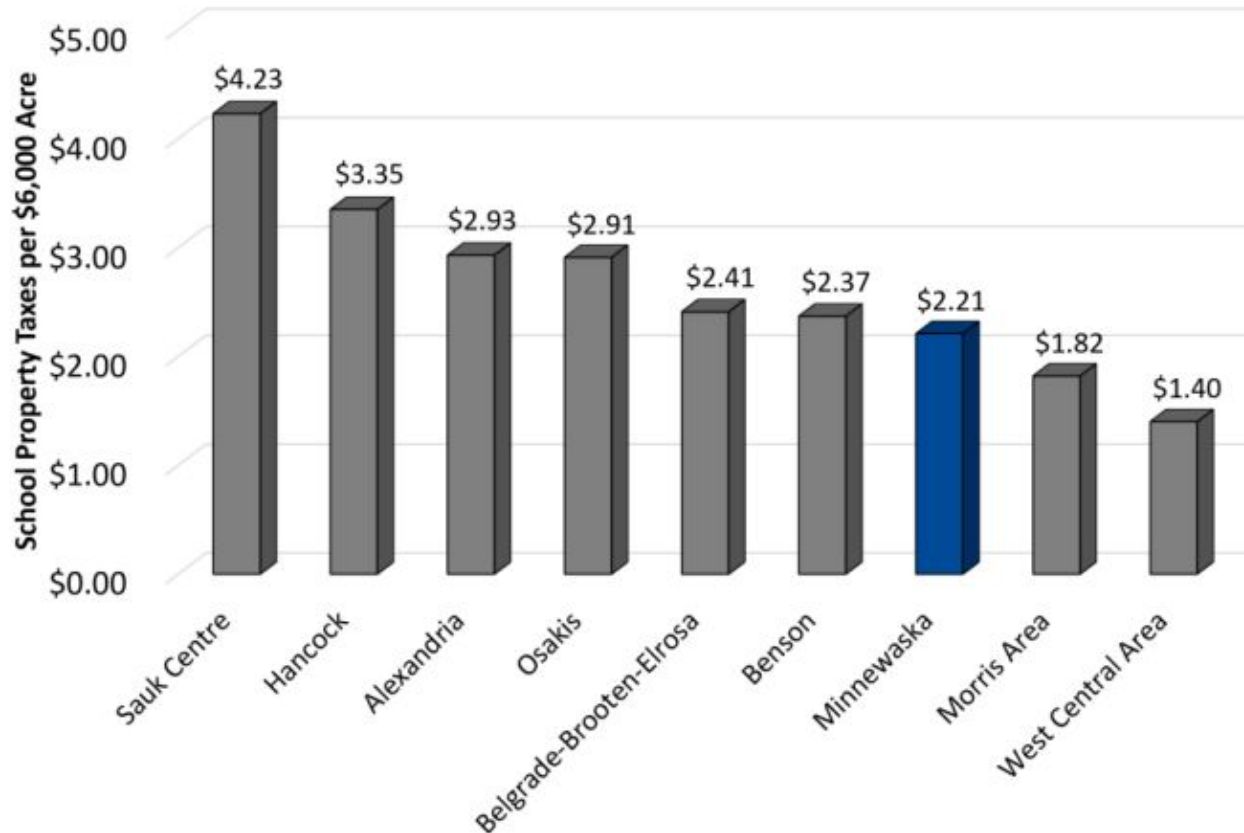
Residential Tax Rates
Area Comparison



Financial Background

Similarly, the property tax rate for Ag Homestead is the third-lowest among area districts.

Ag Homestead Tax Rates
Area Comparison



Base Plan Funding Support



The cost of these improvements is too expensive to be paid for out of the annual budget. Therefore, District would need local voters to approve a bond referendum to issue debt (take out a loan).

Type of Property	Estimated Market Value	Estimated Annual Property Tax Increase
Residential Homestead	\$150,000	\$33
	\$200,000	\$48
	\$250,000	\$63
	\$300,000	\$79
	\$350,000	\$94
Commercial/Industrial	\$100,000	\$42
	\$250,000	\$119
	\$500,000	\$259
Ag Homestead *	\$4,000	\$0.17
	\$6,000	\$0.25
	\$8,000	\$0.34
Ag Non-Homestead *	\$4,000	\$0.34
	\$6,000	\$0.50
	\$8,000	\$0.67

Additional Projects



Childcare *(Estimated cost: \$7.5 million. Note: The District is pursuing a grant to help pay for this.)*

Our community lacks enough childcare services to meet the current demand.

This project would add a community daycare center at the school to provide additional childcare services for 150 children.

What priority would you place on the childcare project? High Medium Low

Pool *(Estimated cost: \$1 million)*

The pool equipment and structure have not been substantially updated/replaced since it was built in 1991 and has exceeded its service life. It costs \$100,000 per year to operate the pool.

This project would update the pool to extend its life for school and community use.

What priority would you place on the pool project? High Medium Low

Community and School Recreation Spaces *(Estimated cost: \$13.8 million)*

Our schools do not have enough capacity to meet the demands of school and community programs (such as evening practices for student-athletes, youth leagues, and community rec leagues).

This project would add a gym at the high school with practice and competition areas. It would also provide a fitness center and track for school and community use.

What priority would you place on the recreation space project? High Medium Low

Additional Projects



Environmental Learning Center *(Estimated cost: \$5.5 million)*

An increasing number of families are seeking flexible and alternative learning options (a hybrid, project-based, online, with environmental education emphasis).

This project would create space for a flexible magnet school model that would offer both hybrid and online learning opportunities, with environmental education emphasis.

What priority would you place on the learning center project? High Medium Low

Add elementary programming to Starbuck *(Estimated cost: \$2 million)*

The district is considering collaborating with Glacial Hills Elementary to offer families educational choices. This would require GHES to close as a charter and run a part of the district. To do this, the district will need to invest in some maintenance of the facility.

What priority would you place on the Starbuck project? High Medium Low

Funding Support

The total cost of the building projects is estimated at \$54.8 million. **We realize paying for all these projects at one time may not be realistic.** The District will establish a plan based on the community's priorities.

Base Plan*	\$25 million
Childcare	\$7.5 million
Pool	\$1 million
Community and School Recreation Spaces	\$13.8 million
Environmental Learning Center	\$5.5 million
Starbuck elementary programming	\$2 million
	<hr/>
	\$54.8 million

